

Industrial Automation

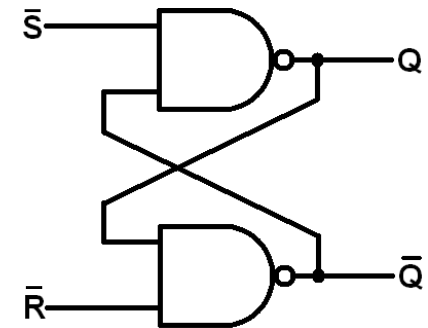
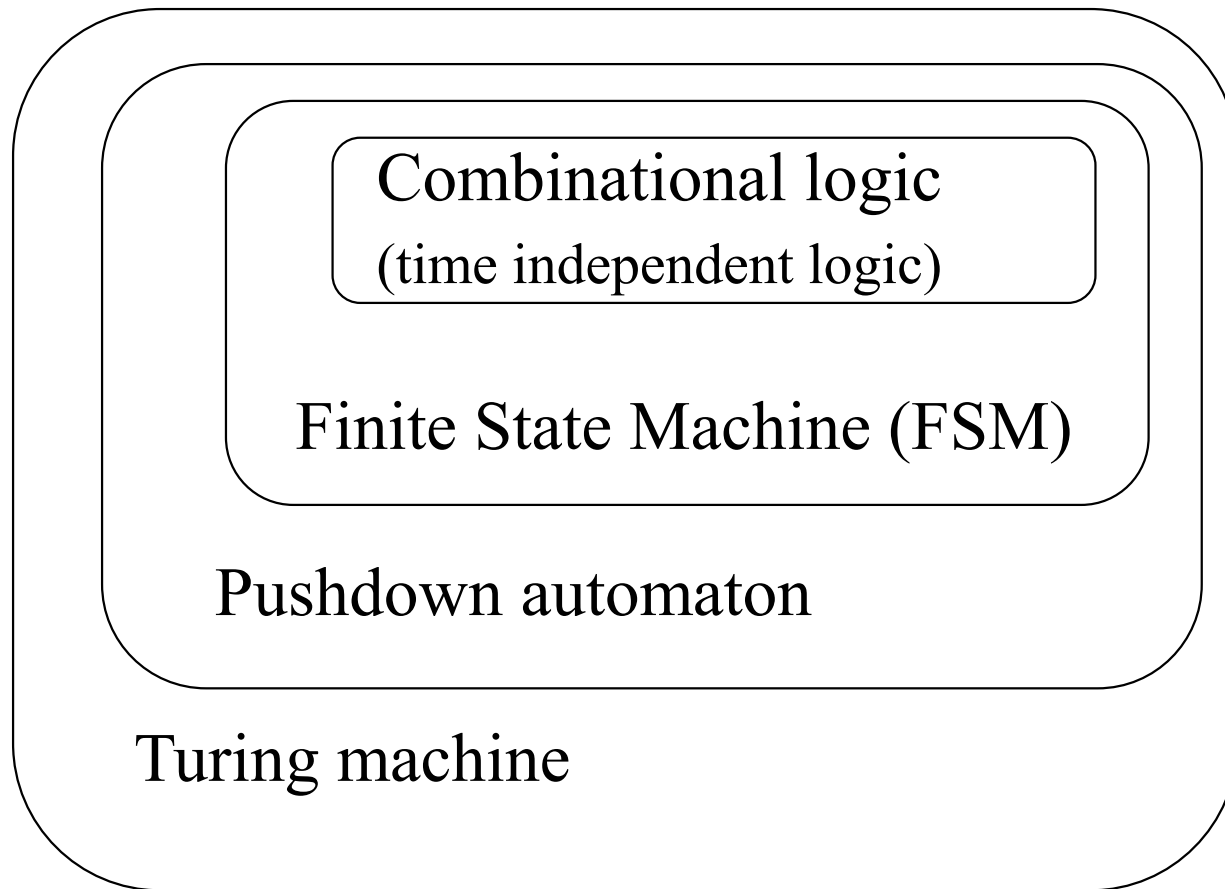
(Automação de Processos Industriais)

Discrete Event Systems: Turing Machines, *Busy Beaver*

<http://users.isr.ist.utl.pt/~jag/courses/api19b/api1920.html>

Prof. José Gaspar, 2019/2020

Automata theory



Current state	Input SR	Next state
xx	11	11
xx	10	10
xx	01	01
xx	00	xx

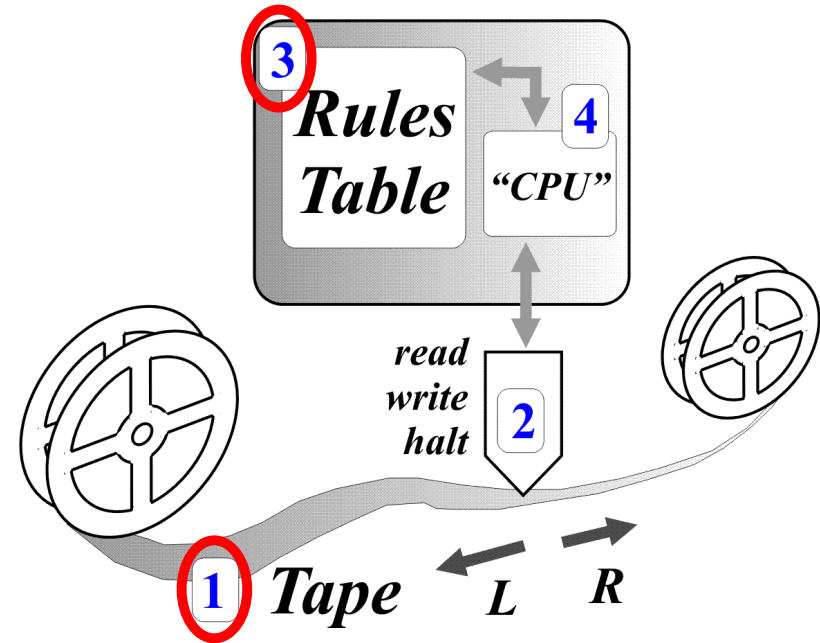
SR latch is an FSM example. The input $(S,R)=(0,0)$ keeps the **memorized** value

$$(Q, \bar{Q}) = (x, x)$$

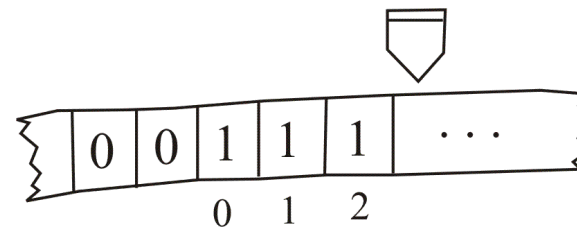
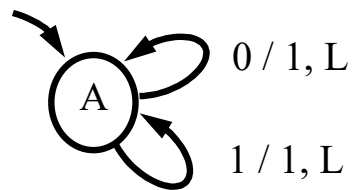
Turing machine (TM)

Components:

- (1) Infinite length magnetic Tape
- (2) Read/Write head
- (3) Rules table, e.g. an FSM
- (4) State register



Example of a simple Rules table, namely an FSM. Using this FSM the TM writes forever ones into the tape. Read the FSM as “if 0 or 1 is read from the tape, then write 1 to the tape, move tape to the left and continue in state A”.



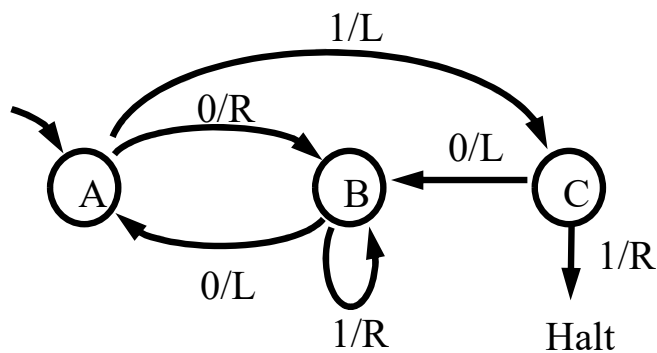
Note: a TM is not just an FSM; for example, it contains also an infinite memory.

Turing machine example: *Busy Beaver*

The objective is to fill the TM tape with ones, as many as possible, using a rules table (FSM) with a minimum number of states. By definition of *Busy Beaver*, the TM must halt (stop) some time after starting.



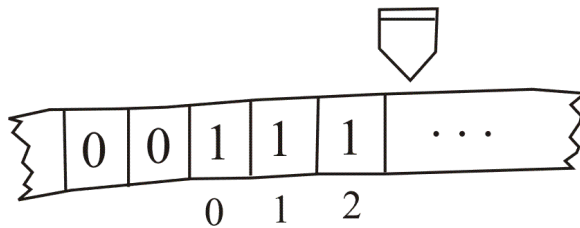
One implementation of the 3-states 2-symbols Busy Beaver is:



Current state	Input	Action R/W	Action L/R/N	Next state
A	0	write1	right	B
A	1	write1	left	C
B	0	write1	left	A
B	1	write1	right	B
C	0	write1	left	B
C	1	write1	null	halt

Turing machine in Matlab:

- (1) **tape** and
- (2) read/write head



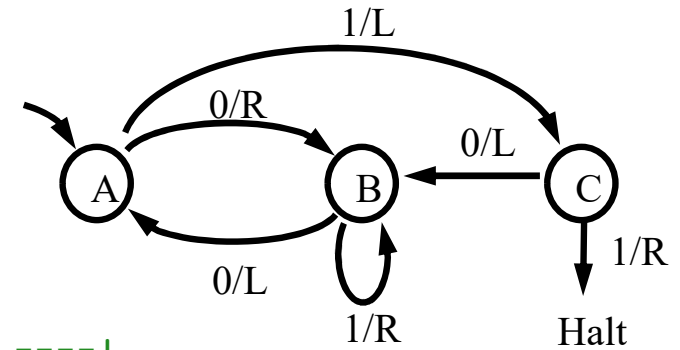
```
function TM_reset
global TMT
TMT= struct('pos',0,
           'val',[],
           'valNeg',[]);
```

```
function ret= TM_tape( op, arg1 )
% Tape for a Turing machine. Basic operations:
% read/write and move Left/Right/None
global TMT; if isempty(TMT), TM_reset; end
switch op
case 'reset', TM_reset;
case 'left', TMT.pos= TMT.pos+1;
case 'right', TMT.pos= TMT.pos-1;
case 'null_move' % do nothing
case 'read', % 1st call may need tape
    realloc_if_needed( TMT.pos );
    if TMT.pos>=0, ret= TMT.val( TMT.pos+1 );
    else
        ret= TMT.valNeg( -TMT.pos );
    end
case 'write', % 1st call may need tape
    realloc_if_needed( TMT.pos );
    if TMT.pos>=0, TMT.val( TMT.pos+1 )= arg1;
    else
        TMT.valNeg( -TMT.pos )= arg1;
    end
otherwise, error('inv op')
end
```

Turing machine in Matlab:

(3) rules table, **FSM** of a 3-state *Busy Beaver*

```
function FSM= def_BusyBeaver3
% FSM has four columns:
% curr_state, true_false_condition, actions, next_state
%      |- T/F cond -----|      |- write action and move action ----|
FSM= {
    'A', 'TM_tape("read")==0', 'TM_tape("write",1); TM_tape("right");', 'B';
    'A', 'TM_tape("read")==1', 'TM_tape("write",1); TM_tape("left");', 'C';
    'B', 'TM_tape("read")==0', 'TM_tape("write",1); TM_tape("left");', 'A';
    'B', 'TM_tape("read")==1', 'TM_tape("write",1); TM_tape("right");', 'B';
    'C', 'TM_tape("read")==0', 'TM_tape("write",1); TM_tape("left");', 'B';
    'C', 'TM_tape("read")==1', 'TM_tape("write",1); TM_tape("null_move");', 'halt';
};
```



Current state	Input	Action R/W	Action L/R/N	Next state
A	0	write1	right	B
A	1	write1	left	C
B	0	write1	left	A
B	1	write1	right	B
C	0	write1	left	B
C	1	write1	null	halt

Alternative, more compact, representation:

```
function FSM= def_BusyBeaver3
tbl= {'A01RB', 'A11LC', ...
      'B01LA', 'B11RB', ...
      'C01LB', 'C11NH'};
FSM= convert_table_to_list( tbl );
```

Turing machine in Matlab:

(4) state register, `curr_state`
for **running** the machine

Recall the first line of the table:

```
FSM{1,:} =
'A'
'TM_tape("read")==0'
'TM_tape("write",1); TM_tape("right");'
'B'
```

and read it as “if current state is A
and tape read is zero, then write 1 to
the tape, move tape right, and the
next state is B”.

```
function TM_run
TM_tape( 'reset' );
FSM= TM_ini( 'BusyBeaver3' );
curr_state= FSM{1,1};
while ~strcmpi(curr_state, 'halt')
    for i=1:size(FSM,1)
        if strcmpi(FSM{i,1}, curr_state) ...
            && eval( FSM{i,2} )
            % found state and true condition
            eval( FSM{i,3} );
            % curr_state <- next state
            curr_state= FSM{i,4};
            break;
        end
    end
end
end
```

Download the complete implementation from:

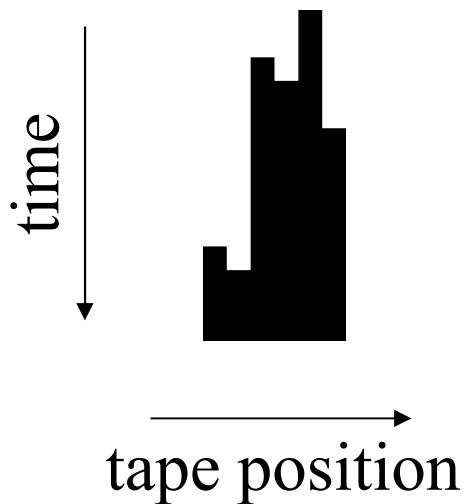
http://isr.tecnico.ulisboa.pt/~jag/course_utils/Turing_Machines_sim/Turing_Machines_sim.html

Turing Machine *Busy Beaver*: simulation results

3-state Busy Beaver:

a0 -> b1r a1 -> h1r
 b0 -> c0r b1 -> b1r
 c0 -> c1l c1 -> a1l

halts after **21 time steps**
 fills **6 ones**

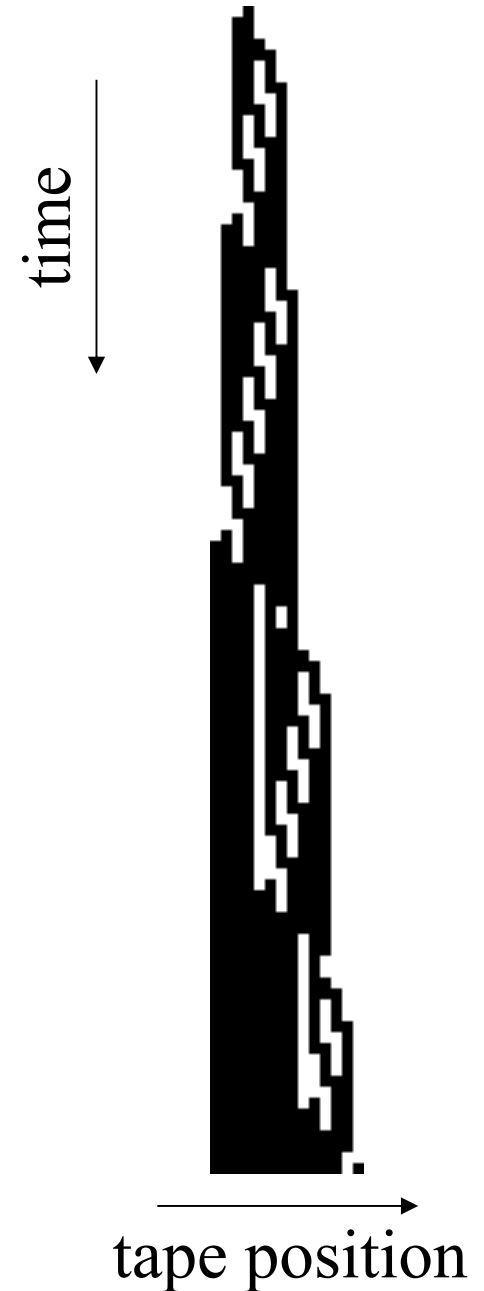


4-state Busy Beaver:

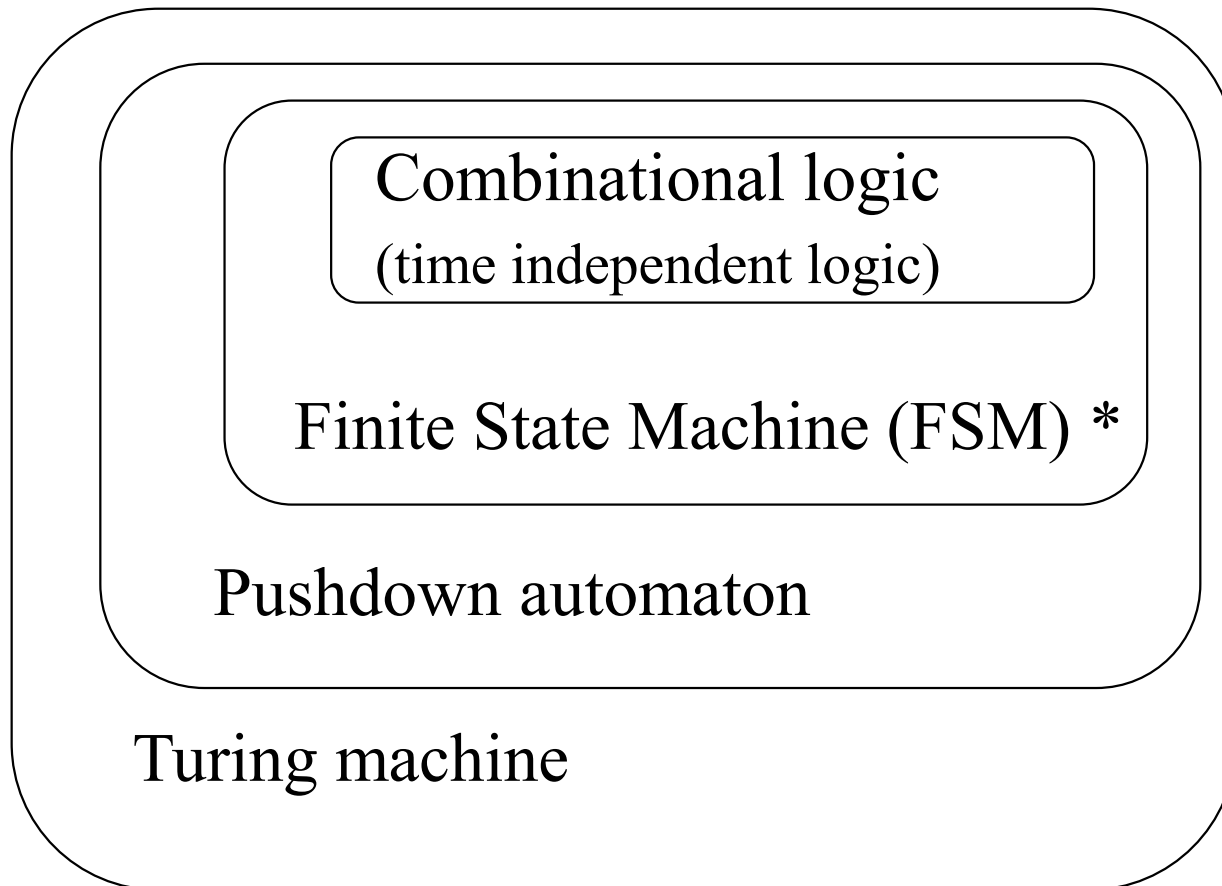
a0 -> b1r a1 -> b1l
 b0 -> a1l b1 -> c0l
 c0 -> h1r c1 -> d1l
 d0 -> d1r d1 -> a0r

halts after **107 time steps**
 fills **13 ones**

<i>States</i>	<i>Halts after n time steps</i>	<i>Fills m ones in the tape</i>
2	6	4
3	21	6
4	107	13
5	47,176,870 ?	4098 ?
6	$> 7.4 \times 10^{36534}$	$> 3.5 \times 10^{18267}$



Automata theory



* *Time dependency, **memory**, is an essential component for automata.
Petri nets will introduce another essential component: **parallelization**.*