

Industrial Automation

(Automação de Processos Industriais)

Discrete Event Systems

<http://users.isr.ist.utl.pt/~jag/courses/api1617/api1617.html>

Prof. Paulo Jorge Oliveira, original slides
Prof. José Gaspar, rev. 2016/2017

Syllabus:

Chap. 5 – CAD/CAM and CNC [1 week]

...

Chap. 6 – Discrete Event Systems [2 weeks]

Discrete event systems modeling. Automata.

Petri Nets: state, dynamics, and modeling.

Extended and strict models. Subclasses of Petri nets.

...

Chap. 7 – Analysis of Discrete Event Systems [2 weeks]

Some pointers to Discrete Event Systems

History: <http://prosys.changwon.ac.kr/docs/petrinet/1.htm>

Tutorial: <http://vita.bu.edu/cgc/MIDEDS/>
<http://www.daimi.au.dk/PetriNets/>

Analyzers,
and
Simulators: <http://www.ppgia.pucpr.br/~maziero/petri/arp.html> (in Portuguese)
<http://wiki.daimi.au.dk:8000/cpntools/cpntools.wiki>
<http://www.informatik.hu-berlin.de/top/pnk/download.html>

Bibliography:

- * **Discrete Event Systems - Modeling and Performance Analysis**,
Christos G. Cassandras, Aksen Associates, 1993.
- * **Petri Net Theory and the Modeling of Systems**,
James L. Petersen, Prentice-Hall, 1981.
- * **Petri Nets and GRAFCET: Tools for Modeling Discrete Event Systems**
R. David, H. Alla, Prentice-Hall, 1992

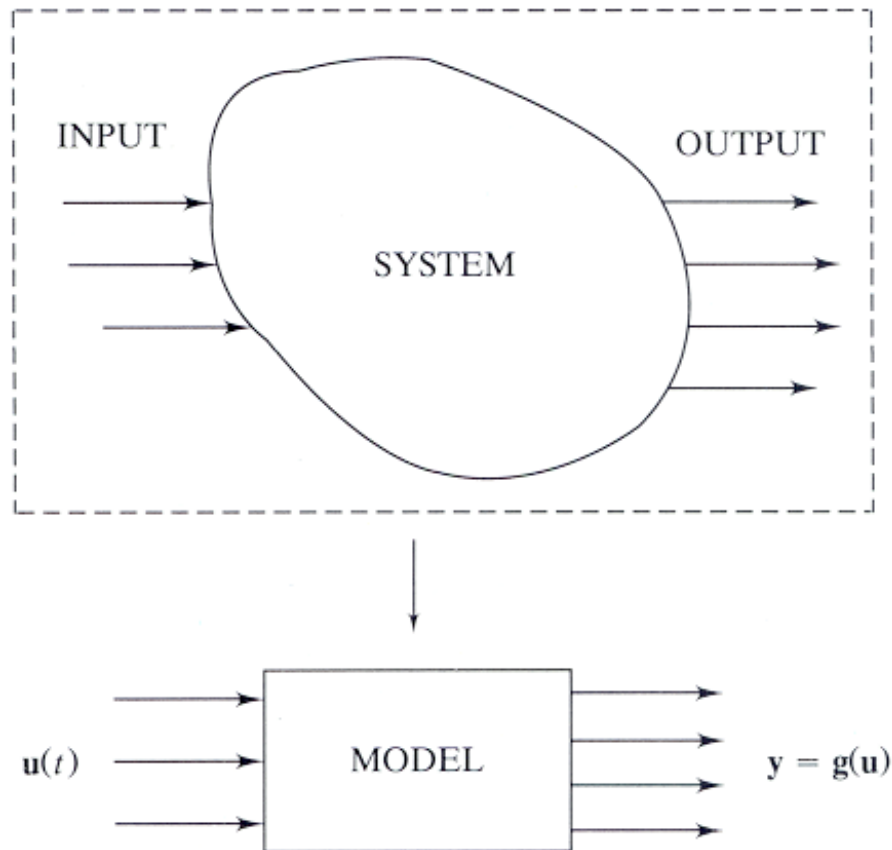


Figure 1.1. Simple modeling process.

Generic characterization of systems resorting to input / output relations

State equations:

$$\begin{cases} \dot{x}(t) = f(x(t), u(t), t) \\ y(t) = g(x(t), u(t), t) \end{cases}$$

in continuous time (or in discrete time)

Examples?

Control: Open loop vs closed-loop (\Leftrightarrow the use of feedback)

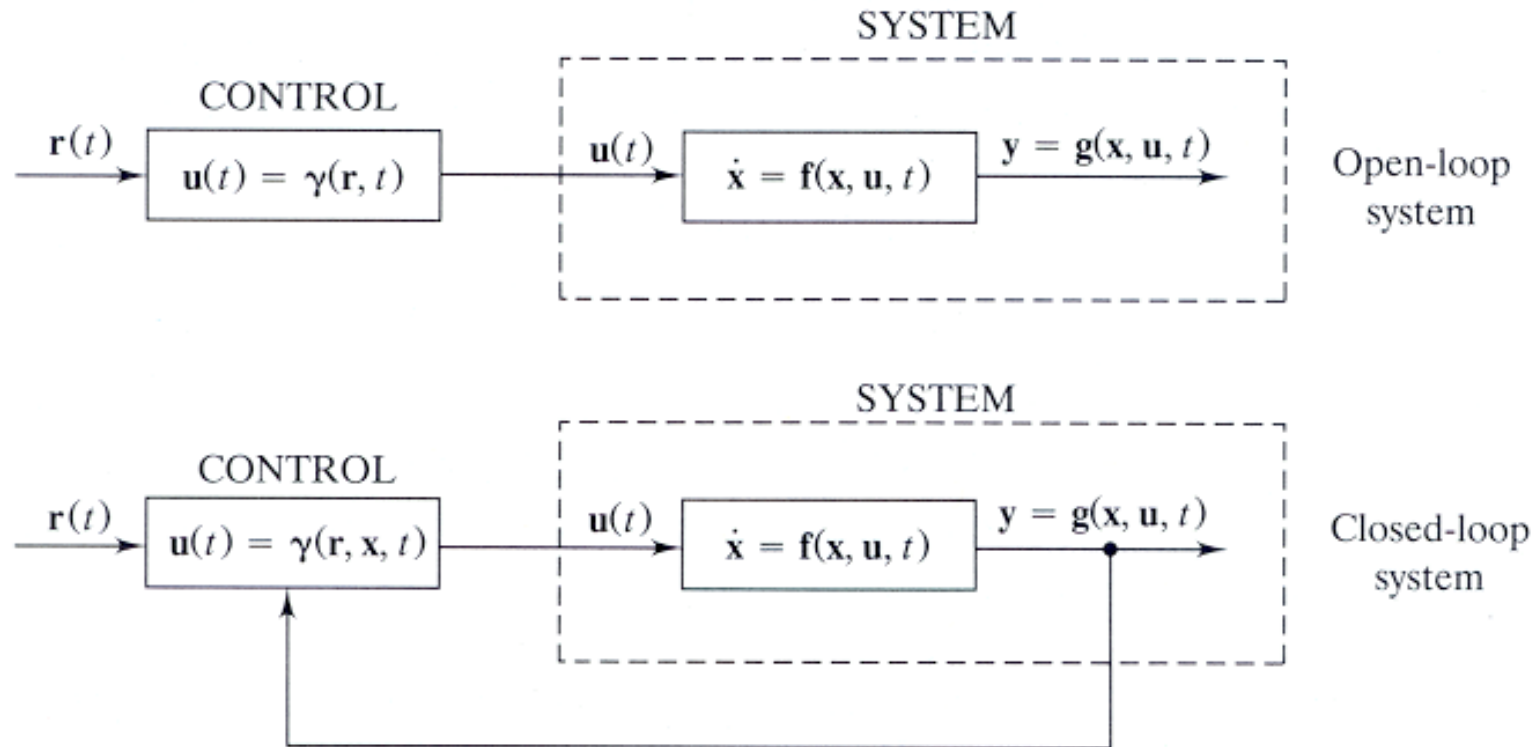


Figure 1.17. Open-loop and closed-loop systems.

Advantages of feedback?

(to revisit during DES supervision study)

Example of closed-loop with feedback

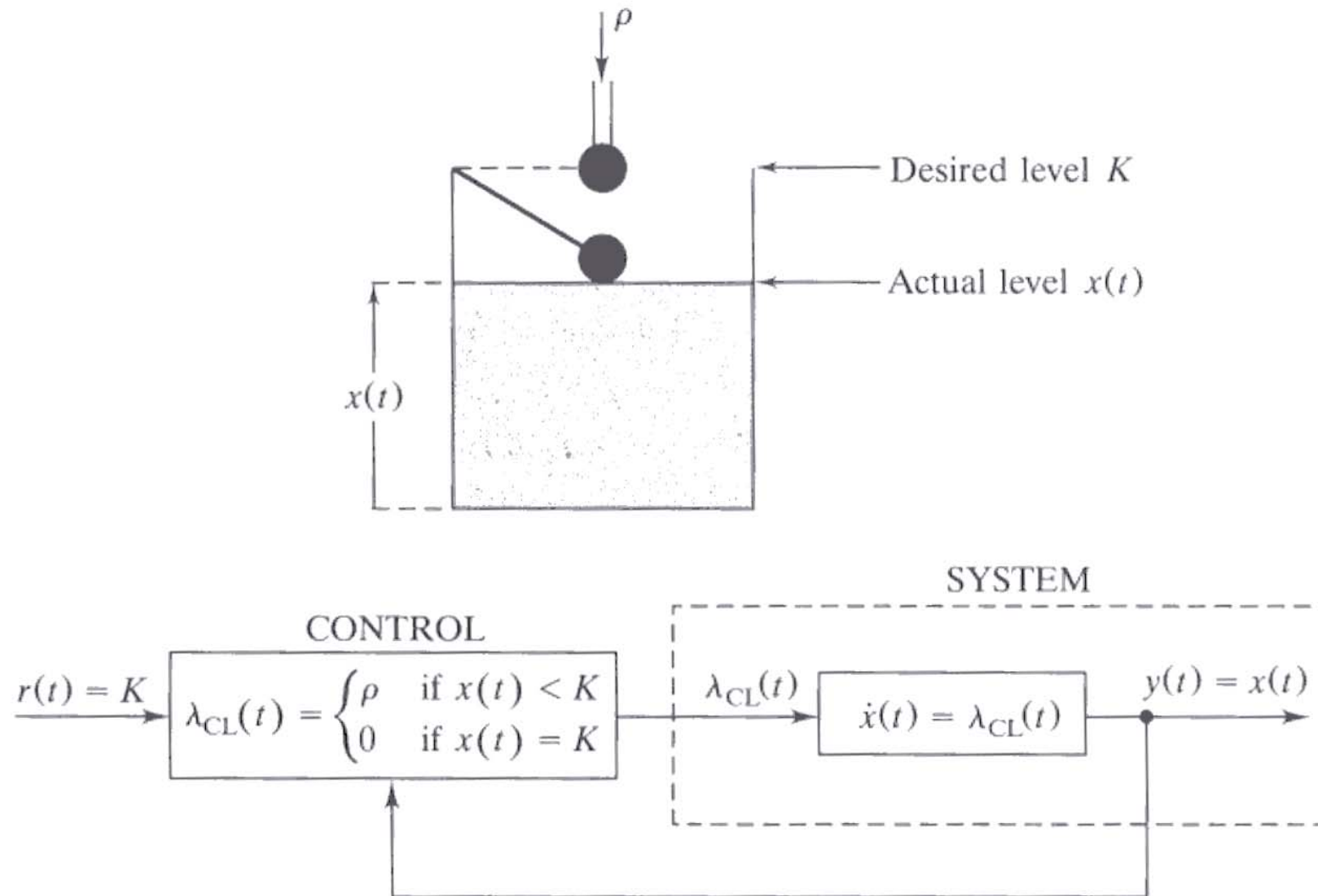


Figure 1.18. Flow system of Example 1.11 and closed-loop control model.

Discrete Event Systems: Examples

Set of events:

$$\mathbf{E} = \{N, S, E, W\}$$

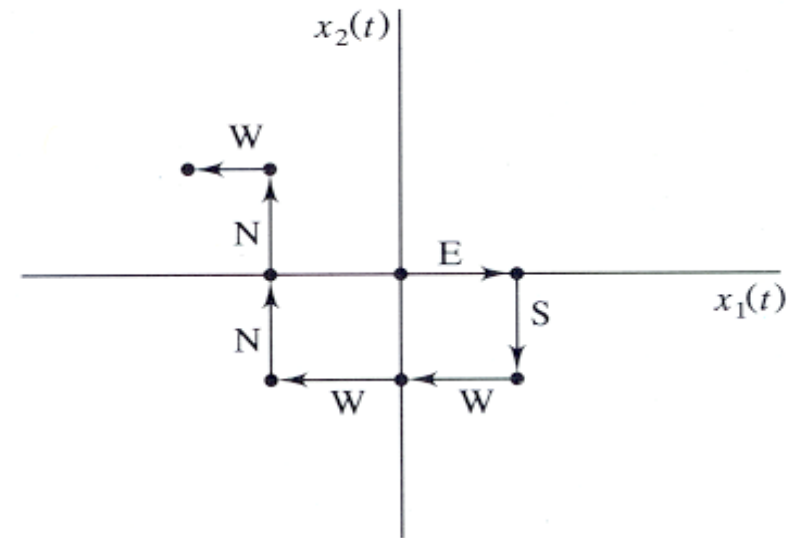


Figure 1.20. Random walk on a plane for Example 1.12.


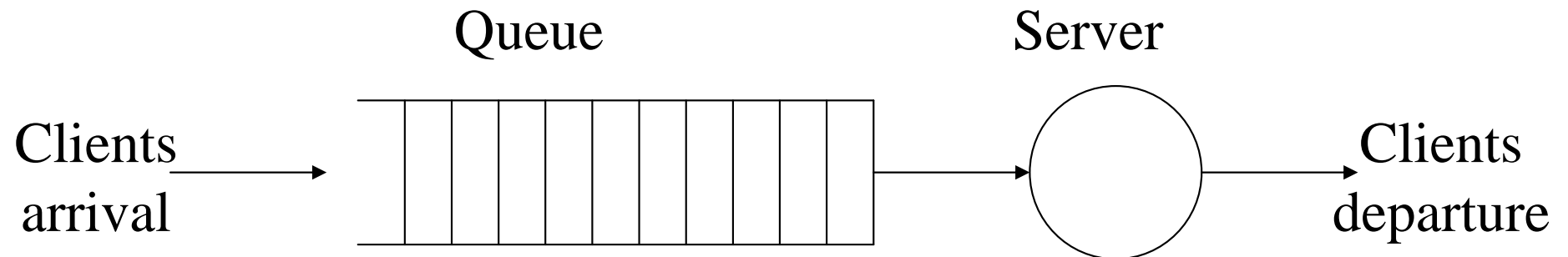


Figure 1.21. Event-driven random walk on a plane.

Discrete Event Systems: Examples

Queueing systems

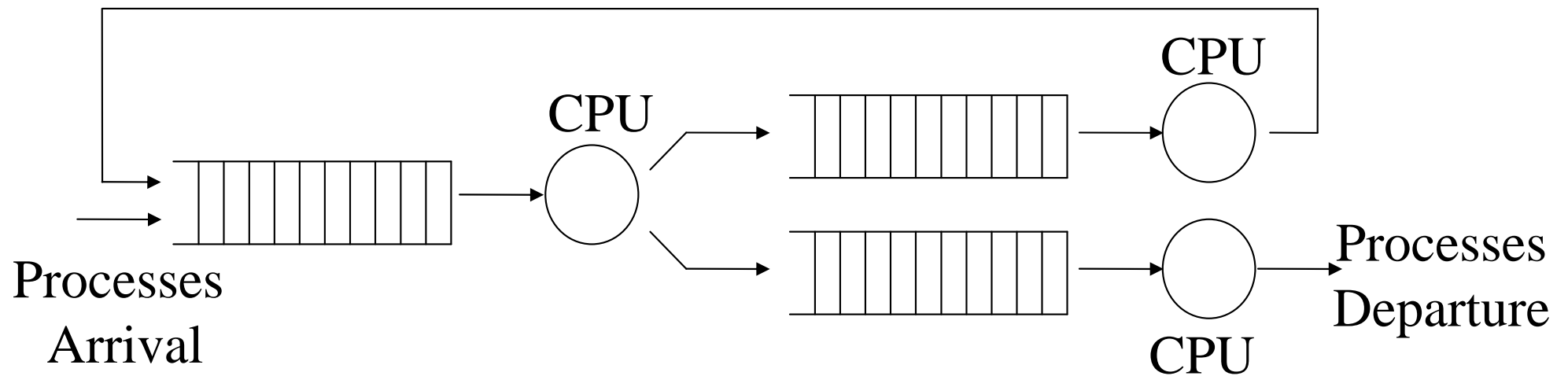


Set of events:

$E = \{\text{arrival, departure}\}$

Discrete Event Systems: Examples

Computational Systems



Characteristics of systems with continuous variables

1. State space is continuous
2. The state transition mechanism is *time-driven*

Characteristics of systems with discrete events

1. State space is discrete
2. The state transition mechanism is *event-driven*

Intrinsic characteristic of discrete events systems: Polling is avoided!

Taxonomy of Systems

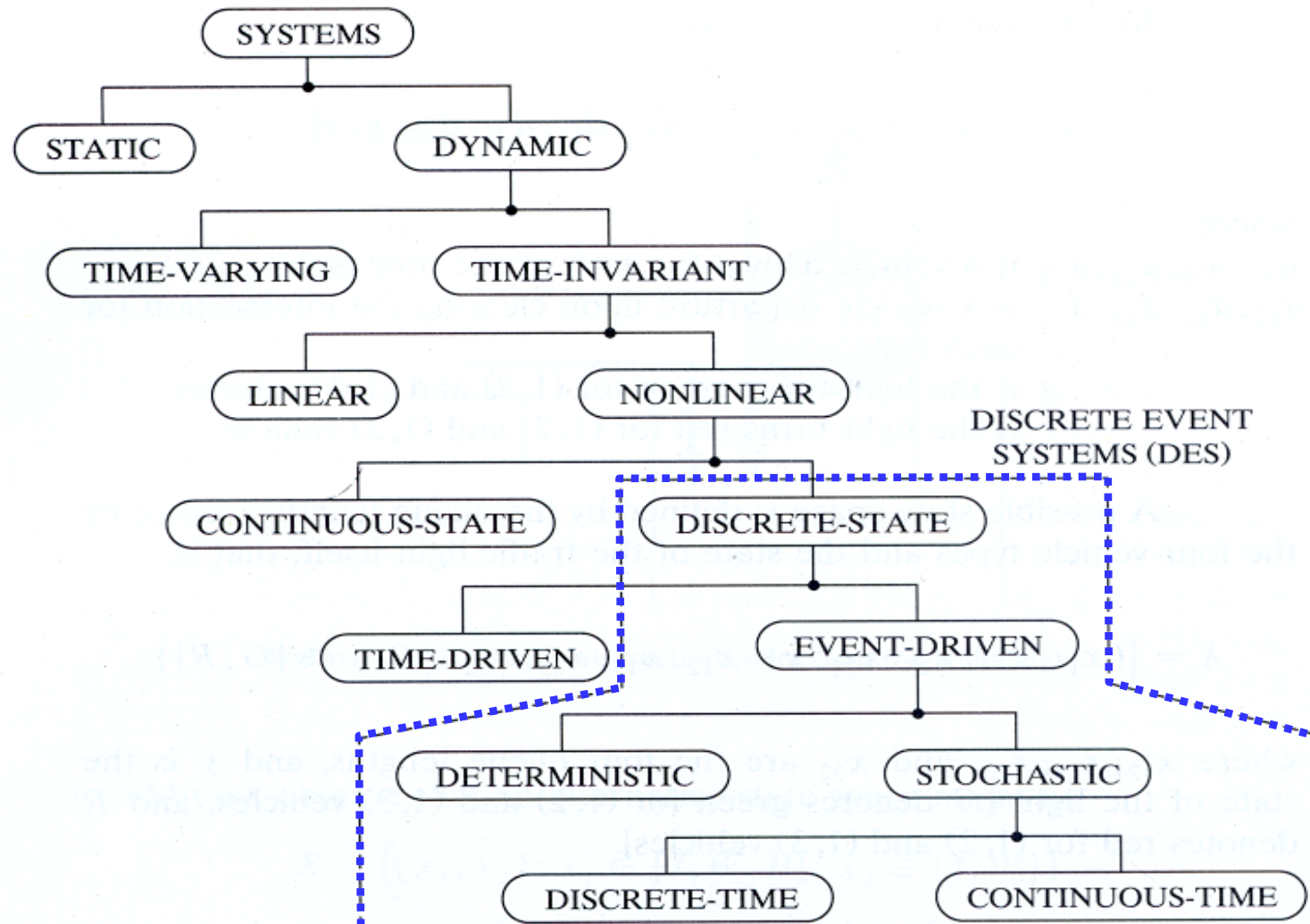


Figure 1.29. Major system classifications.

Levels of abstraction in the study of Discrete Event Systems

Language of a “chocolate selling machine”:

- (i) Waiting for a coin.
- (ii) *Received 1 euro coin.*
Chocolate A given. Go to (i).
- (iii) *Received 2 euro coin.*
Chocolate B given. Go to (i).

4 sensors:

Received 1 euro coin,
Received 2 euro coin,
Chocolate A given,
Chocolate B given.

Languages



Timed languages



Stochastic timed languages

Systems Theory Objectives

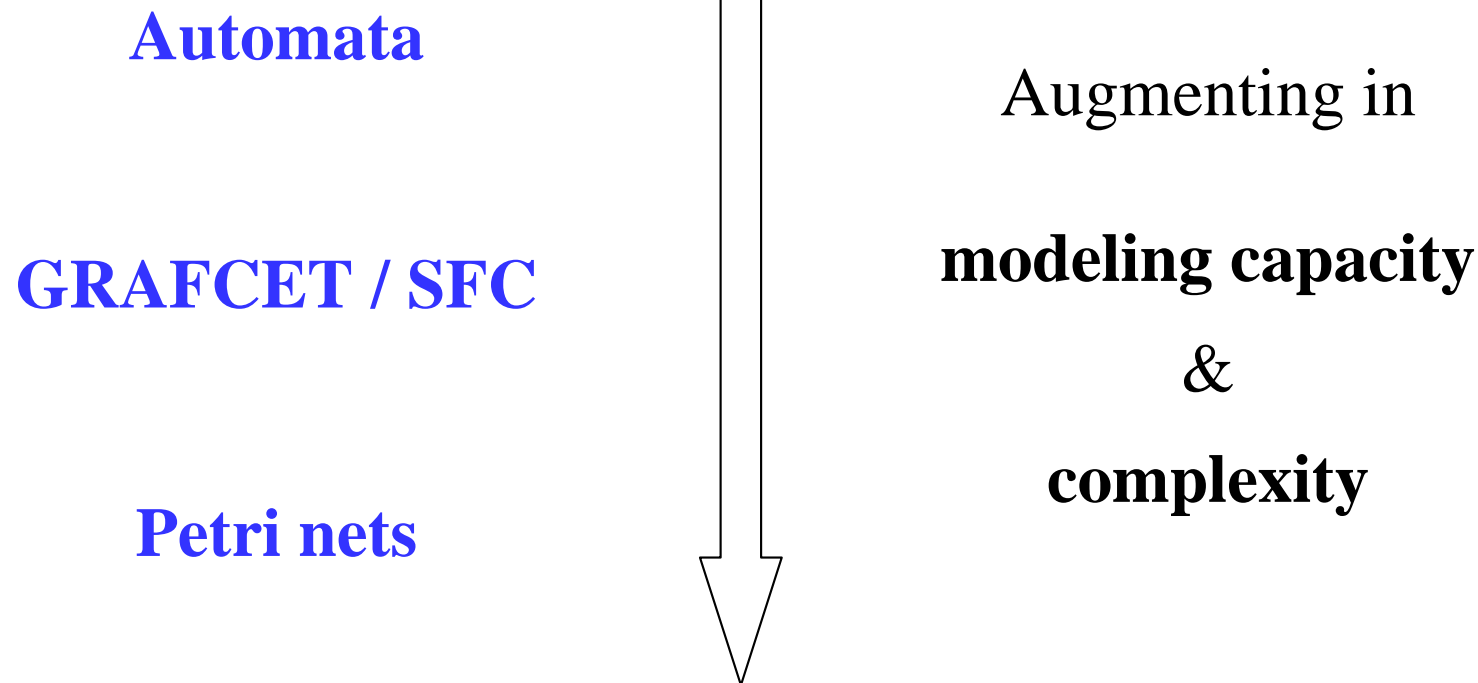
- Modeling and Analysis
- *Design* and synthesis
- Control / Supervision
- Performance assessment and robustness
- Optimization

Applications of Discrete Event Systems

- Queueing systems
- Operating systems and computers
- Telecommunications networks
- Distributed databases
- Automation

Discrete Event Systems

Typical modeling methodologies



Automata Theory and Languages

Genesis of computation theory

Definition: A **language** L , defined over the alphabet E is a *set of strings* of finite length with events from E .

Examples: $E = \{ \alpha, \beta, \gamma \}$

$L_1 = \{ \varepsilon, \alpha\alpha, \alpha\beta, \gamma\beta\alpha \}$, where ε is the null/empty string

$L_2 = \{ \text{all strings of length 3} \}$

How to build a machine that “talks” a given language?

or

What language “talks” a system?

Operations / Properties of languages

E^* = **Kleene-closure** of E : set of all strings of finite length of E , including the null element ε .

Concatenation of L_a and L_b :

$$L_a L_b := \left\{ s \in E^* : s = s_a s_b, s_a \in L_a, s_b \in L_b \right\}$$

Prefix-closure of $L \subseteq E^*$:

$$\overline{L} := \left\{ s \in E^* : \exists_{t \in E^*} st \in L \right\}$$

Operations / Properties of languages

Example 2.1 (Operations on languages)

Let $E = \{a, b, g\}$, and consider the two languages $L_1 = \{\varepsilon, a, abb\}$ and $L_4 = \{g\}$. Neither L_1 nor L_4 are prefix-closed, since $ab \notin L_1$ and $\varepsilon \notin L_4$. Then:

$$L_1 L_4 = \{g, ag, abbg\}$$

$$\overline{L_1} = \{\varepsilon, a, ab, abb\}$$

$$\overline{L_4} = \{\varepsilon, g\}$$

$$L_1 \overline{L_4} = \{\varepsilon, a, abb, g, ag, abbg\}$$

$$L_4^* = \{\varepsilon, g, gg, ggg, \dots\}$$

$$L_1^* = \{\varepsilon, a, abb, aa, aabb, abba, abbabb, \dots\}$$

[Cassandras99]

Automata Theory and Languages

***Motivation:** An automaton is a device capable of representing a language according to some rules.*

Definition: A deterministic automaton is a 5-tuple

$$(E, X, f, x_0, F)$$

where:

E - finite alphabet (or possible events)

X - finite set of states

f - state transition function

$$f: X \times E \rightarrow X$$

x_0 - initial state

$$x_0 \in X$$

F - set of final states or marked states $F \subseteq X$

[Cassandras93]

Word of caution: the word “state” is used here to mean “step” (Grafset) or “place” (Petri Nets)

Example 1 of an automaton:

$$(E, X, f, x_0, F)$$

$$E = \{ \alpha, \beta, \gamma \}$$

$$X = \{x, y, z\}$$

$$x_0 = x$$

$$F = \{x, z\}$$

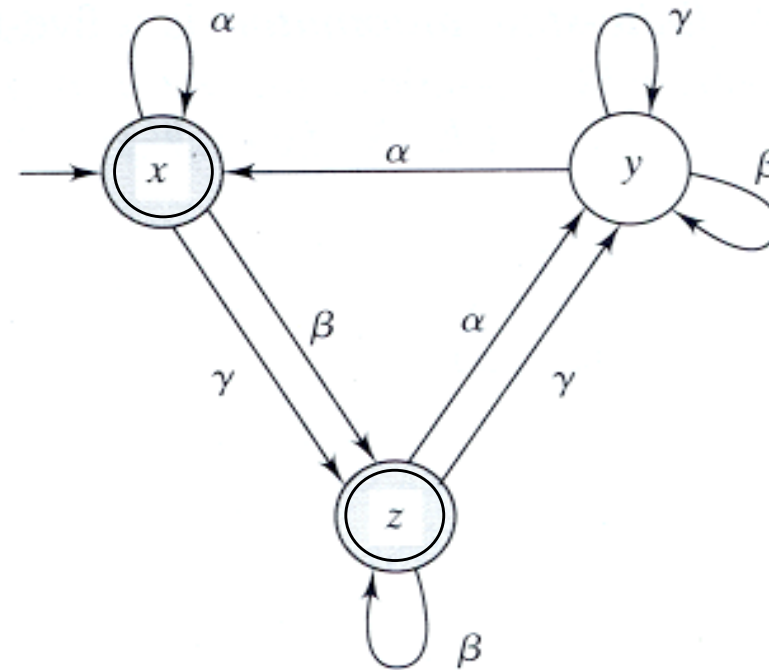


Figure 2.1. State transition diagram for Example 2.3.

$$f(x, \alpha) = x$$

$$f(x, \beta) = z$$

$$f(x, \gamma) = z$$

$$f(y, \alpha) = x$$

$$f(y, \beta) = y$$

$$f(y, \gamma) = y$$

$$f(z, \alpha) = y$$

$$f(z, \beta) = z$$

$$f(z, \gamma) = y$$

Example 2 of a stochastic automaton

$$(E, X, f, x_0, F)$$

$$E = \{ \alpha, \beta \}$$

$$X = \{0, 1\}$$

$$x_0 = 0$$

$$F = \{0\}$$

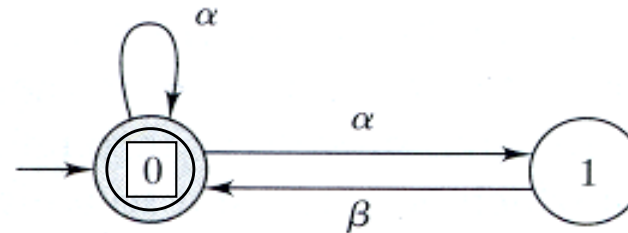


Figure 2.4. State transition diagram for the nondeterministic automaton of Example 2.7.

$$f(0, \alpha) = \{0, 1\} \quad f(0, \beta) = \{\}$$

$$f(1, \alpha) = \{\} \quad f(1, \beta) = \{0\}$$

Given an automaton

$$\mathbf{G} = (\mathbf{E}, \mathbf{X}, \mathbf{f}, \mathbf{x}_0, \mathbf{F})$$

the **Generated Language** is defined as

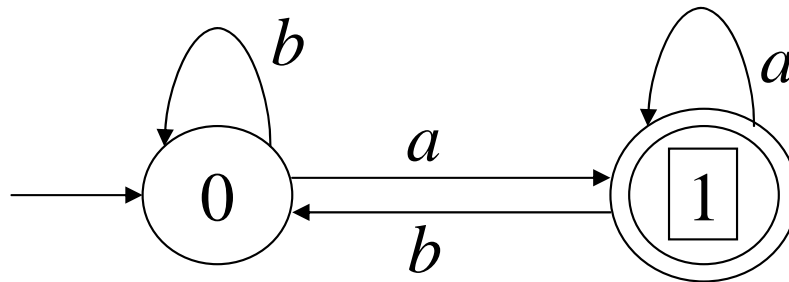
$$L(\mathbf{G}) := \{s \in E^* : f(x_0, s) \text{ is defined}\}$$

Note: if f is always defined then $L(G) = E^$*

and the **Marked Language** is defined as

$$L_m(\mathbf{G}) := \{s \in E^* : f(x_0, s) \in F\}$$

Example 3: marked language of an automaton



$$L(G) := \{ \varepsilon, a, b, aa, ab, ba, bb, aaa, aab, baa, \dots \}$$

$$L_m(G) := \{ a, aa, ba, aaa, baa, bba, \dots \}$$

Concluding, in this example $L_m(G)$ means all strings with events a and b , ended by event a .

Automata equivalence:

The automata G_1 e G_2 are equivalent if

$$L(G_1) = L(G_2)$$

and

$$L_m(G_1) = L_m(G_2)$$

Example 4: two equivalent automata

Objective: To validate a sequence of events

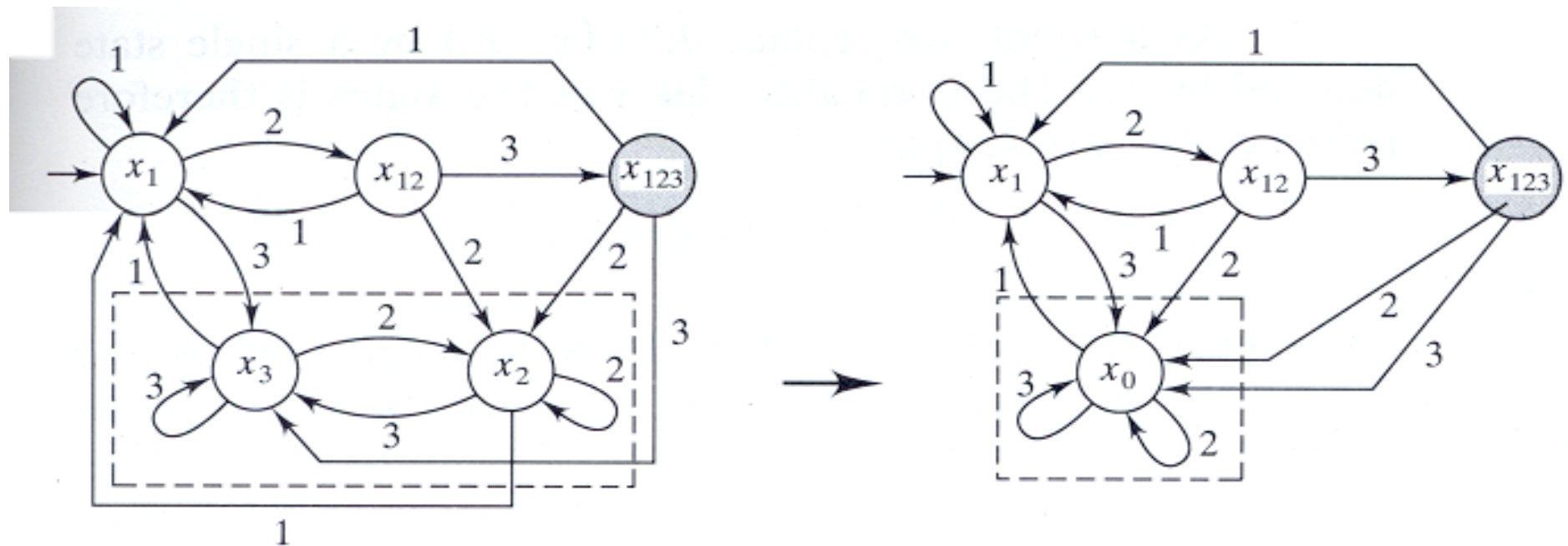
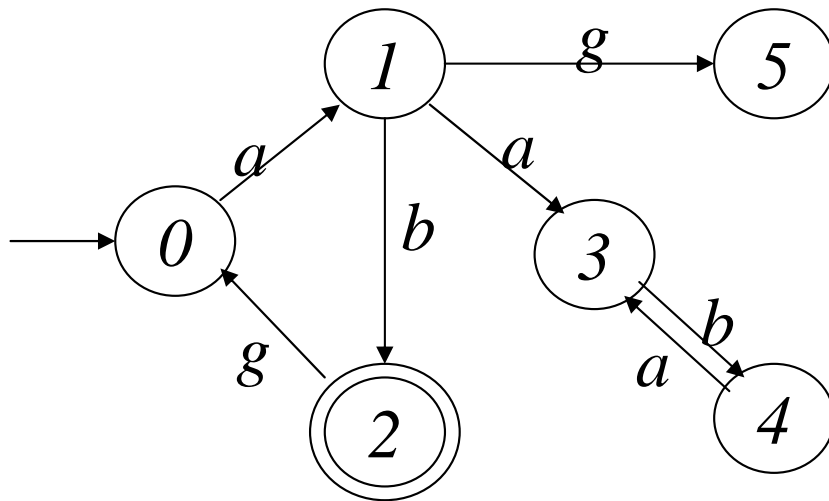


Figure 2.6. State transition diagrams for digit sequence detector in Example 2.9.

Deadlocks (*inter-blocagem*)

Example 5:



The state 5 is a *deadlock*.

The states 3 and 4
constitute a *livelock*.

How to find
the *deadlocks* and
the *livelocks*?

*Need methodologies
for the analysis
of
Discrete Event Systems*

Deadlock:

in general the following relations are verified

$$L_m(G) \subseteq \bar{L}_m(G) \subseteq L(G)$$

An automaton G has a deadlock if

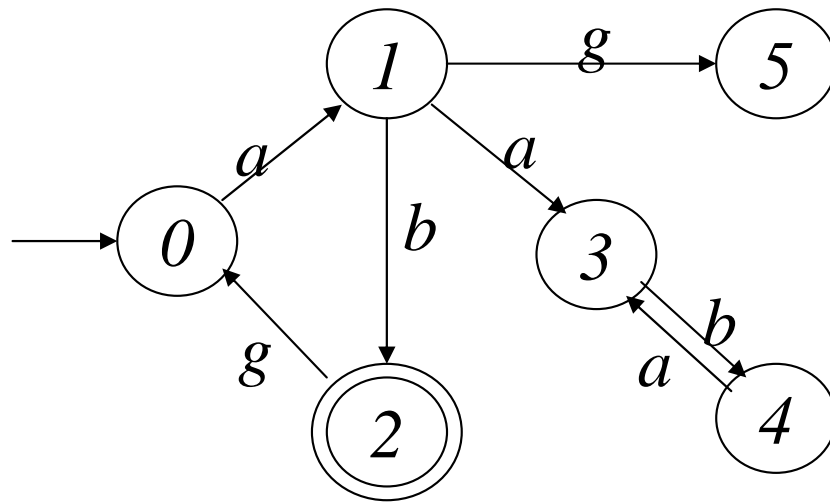
$$\bar{L}_m(G) \subset L(G)$$

and is not blocked when

$$\bar{L}_m(G) = L(G)$$

Deadlock:

Example:



The state 5 is a *deadlock*.

The states 3 and 4
constitute a *livelock*.

$$L_m(G) = \{ab, abgab, abgabgab, \dots\}$$

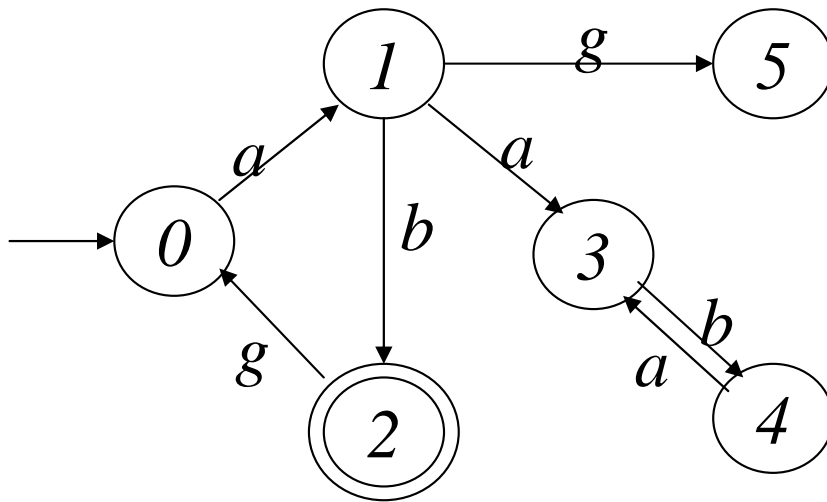
$$L(G) = \left\{ \varepsilon, a, ab, ag, aa, aab, \right. \\ \left. abg, aaba, abga, \dots \right\}$$

$$(L_m(G) \subset L(G))$$

$$\bar{L}_m(G) \neq L(G)$$

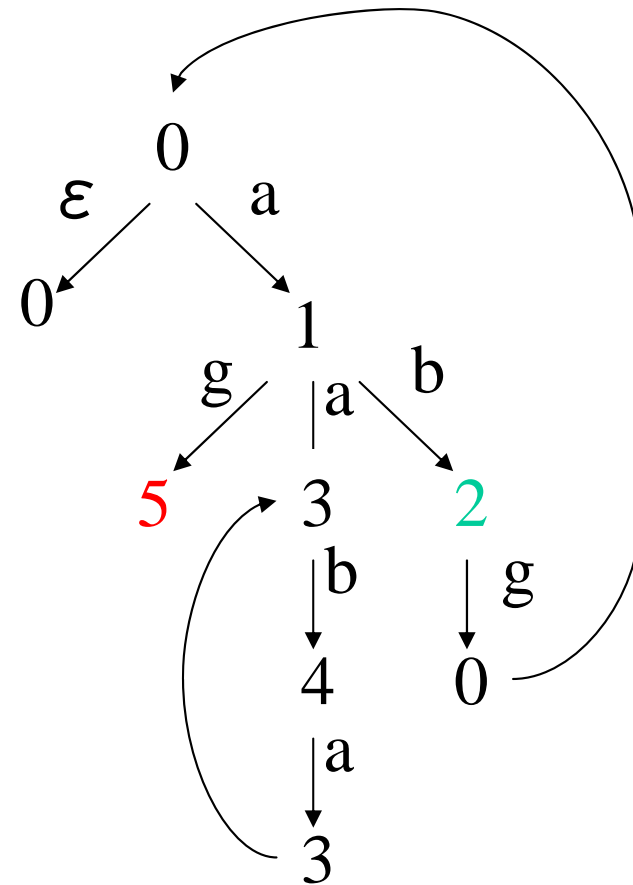
Alternative way to detect deadlocks:

Example:



The state 5 is a *deadlock*.

The states 3 and 4 constitute a *livelock*.



Timed Discrete Event Systems

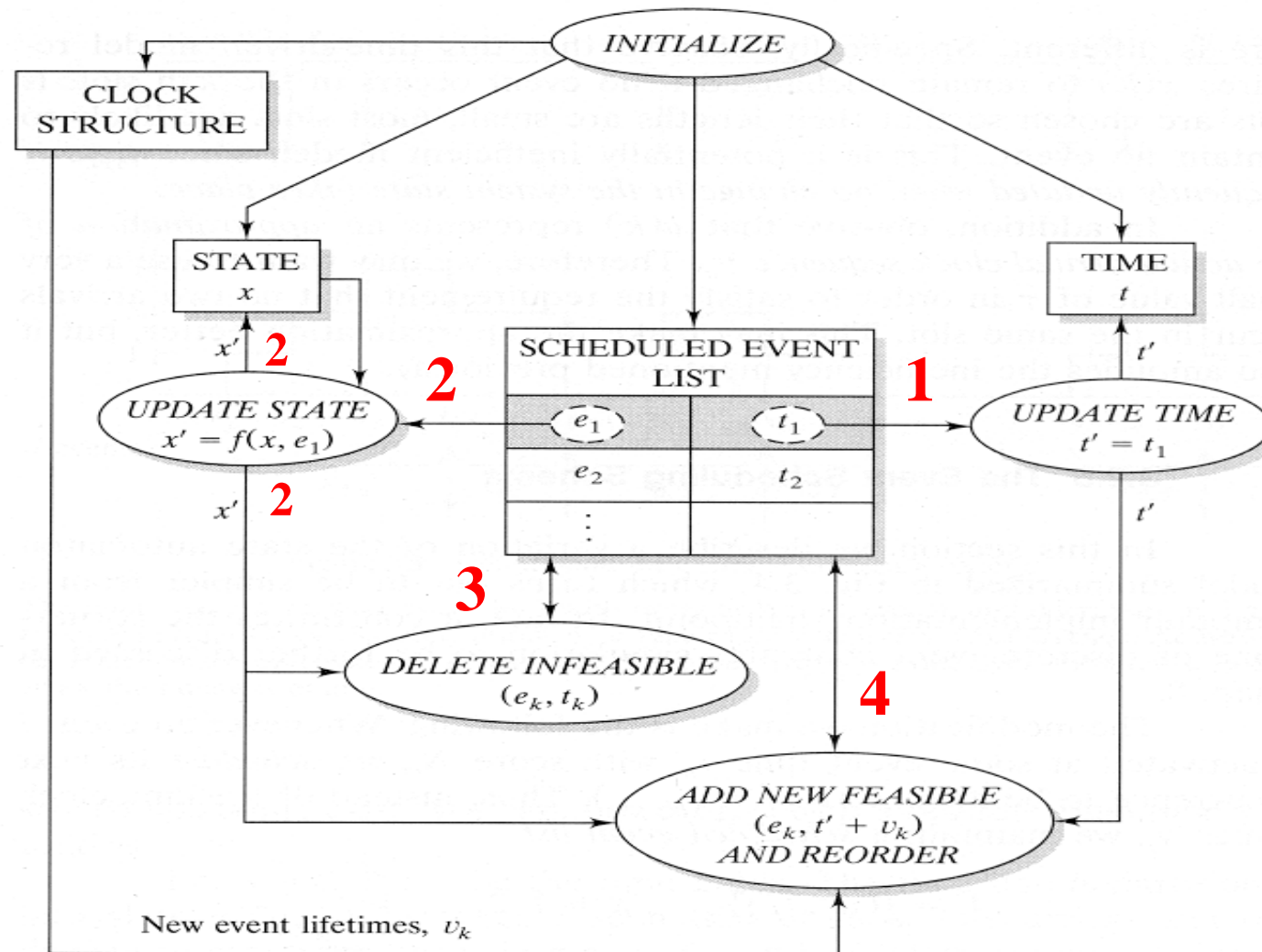


Figure 3.10. The event scheduling scheme.

Examples of Automata Classes and Applications

Automaton Class	Recognizable language	Applications
Finite state machine (FSM), e.g. Moore machines or Mealy machines	Regular languages	Text processing, compilers, and hardware design
Pushdown automaton (PDA)	Context-free languages	Programming languages, artificial intelligence, (originally) study of the human languages
Turing machine (nondeterministic, deterministic, multitape, ...)	Recursively enumerable languages	Theory, complexity

Petri nets

Developed by Carl Adam Petri in his PhD thesis in 1962.

Definition: A marked Petri net is a *5-tuple*

$$(\mathbf{P}, \mathbf{T}, \mathbf{A}, \mathbf{w}, \mathbf{x}_0)$$

where:

\mathbf{P} - set of places

\mathbf{T} - set of transitions

\mathbf{A} - set of arcs $\mathbf{A} \subset (\mathbf{P} \times \mathbf{T}) \cup (\mathbf{T} \times \mathbf{P})$

\mathbf{w} - weight function $\mathbf{w}: \mathbf{A} \rightarrow \mathbf{N}$

\mathbf{x}_0 - initial marking $\mathbf{x}_0: \mathbf{P} \rightarrow \mathbf{N}$ [Cassandras93]

Example of a Petri net

$$(P, T, A, w, x_0)$$

$$P = \{p_1, p_2, p_3, p_4, p_5\}$$

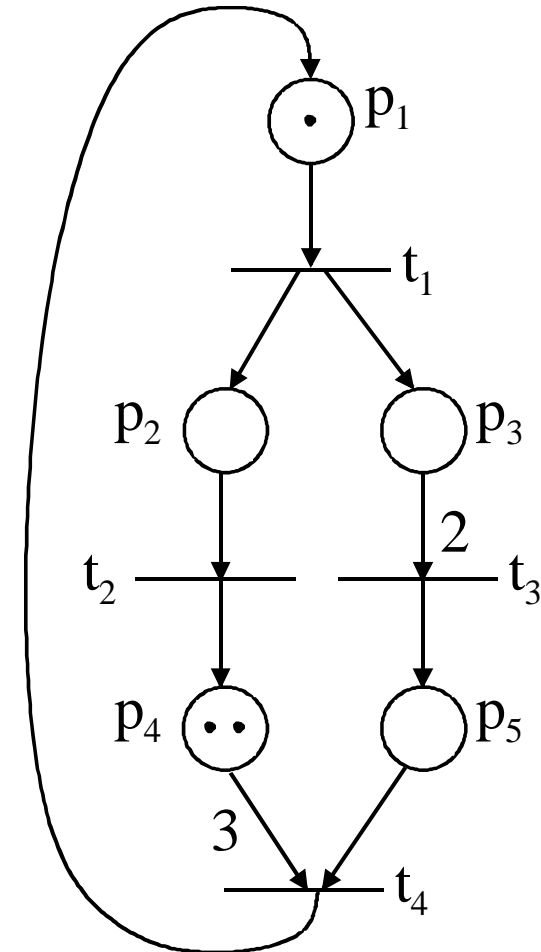
$$T = \{t_1, t_2, t_3, t_4\}$$

$$A = \{(p_1, t_1), (t_1, p_2), (t_1, p_3), (p_2, t_2), (p_3, t_3), (t_2, p_4), (t_3, p_5), (p_4, t_4), (p_5, t_4), (t_4, p_1)\}$$

$$\begin{aligned} w(p_1, t_1) &= 1, w(t_1, p_2) = 1, w(t_1, p_3) = 1, w(p_2, t_2) = 1 \\ w(p_3, t_3) &= 2, w(t_2, p_4) = 1, w(t_3, p_5) = 1, w(p_4, t_4) = 3 \\ w(p_5, t_4) &= 1, w(t_4, p_1) = 1 \end{aligned}$$

$$x_0 = \{1, 0, 0, 2, 0\}$$

Petri net graph



Petri nets

Rules to follow (mandatory):

- **Arcs** (directed connections)
connect **places** to **transitions** and
connect **transitions** to **places**
- A **transition** can have no **places** directly as inputs (source) ,
*i.e. must exist **arcs** between transitions and places*
- A **transition** can have no **places** directly as outputs (sink),
*i.e. must exist **arcs** between transitions and places*
- The same happens with the input and output **transitions** for **places**

Alternative definition of a Petri net

A marked Petri net is a *5-tuple*

$$(\mathbf{P}, \mathbf{T}, \mathbf{I}, \mathbf{O}, \mu_0)$$

where:

\mathbf{P} - set of places

\mathbf{T} - set of transitions

\mathbf{I} - transition input function

\mathbf{O} - transition output function

μ_0 - initial marking

$$\mathbf{I} : \mathbf{T} \rightarrow \mathbf{P}^\infty$$

$$\mathbf{O} : \mathbf{T} \rightarrow \mathbf{P}^\infty$$

$$\mu_0 : \mathbf{P} \rightarrow \mathbf{N}$$

[Peterson81]

Note: \mathbf{P}^∞ = bag of places (is more general than a set of places)

Example of a Petri net and its graphical representation

Alternative definition

(P, T, I, O, μ_0)

$P = \{p_1, p_2, p_3, p_4, p_5\}$

$T = \{t_1, t_2, t_3, t_4\}$

$I(t_1) = \{p_1\}$

$I(t_2) = \{p_2\}$

$I(t_3) = \{p_3, p_3\}$

$I(t_4) = \{p_4, p_4, p_4, p_5\}$

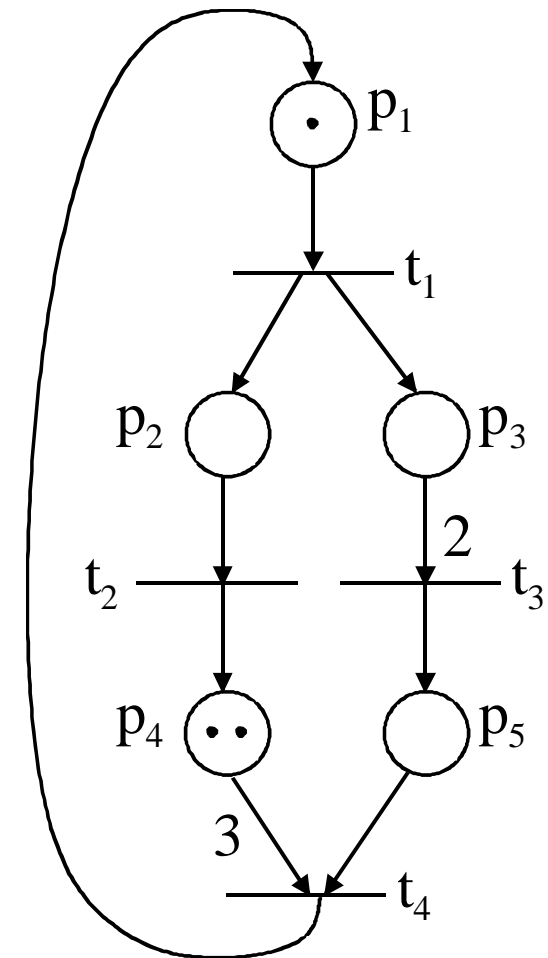
$O(t_1) = \{p_2, p_3\}$

$O(t_2) = \{p_4\}$

$O(t_3) = \{p_5\}$

$O(t_4) = \{p_1\}$

$\mu_0 = \{1, 0, 0, 2, 0\}$

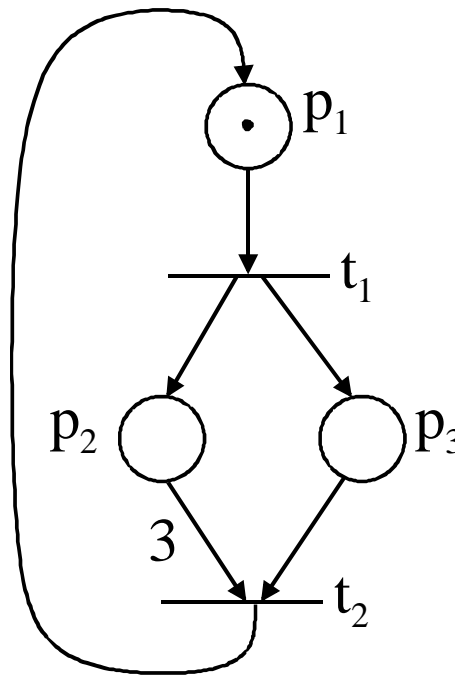


Petri nets: State, Markings, Weights of Arcs

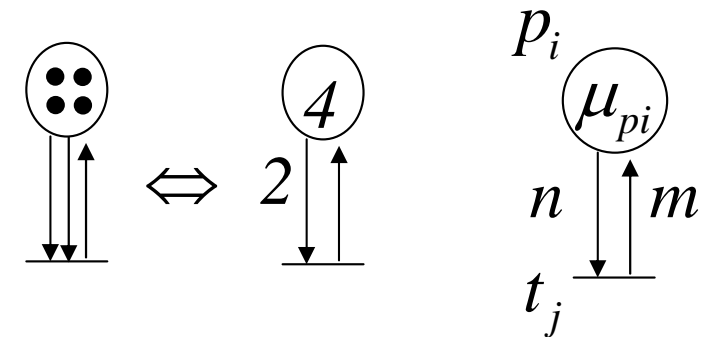
The **state** of a Petri net is characterized by the marking of all places.

The set of all possible markings of a Petri net corresponds to its **state space**.

How does the state of a Petri net evolve?



Nomenclature for the **markings** and **cardinality** (weight) of the arcs:



$$n = \#(p_i, I(t_j))$$

$$m = \#(p_i, O(t_j))$$

Execution Rules for Petri Nets (Dynamics of Petri nets)

A transition $t_j \in T$ is *enabled* if:

$$\forall p_i \in P: \quad \mu(p_i) \geq \#(p_i, I(t_j))$$

A transition $t_j \in T$ may *fire* whenever enabled, resulting in a new marking given by:

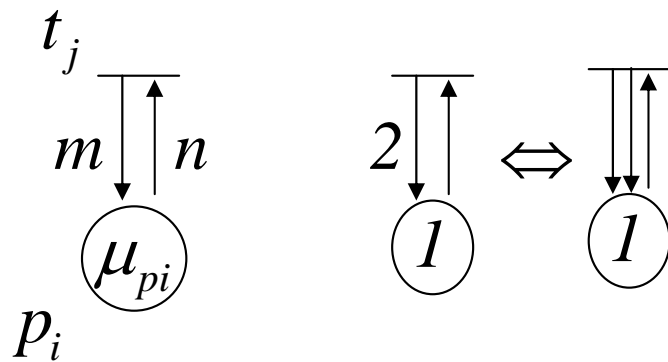
$$\mu'(p_i) = \mu(p_i) - \#(p_i, I(t_j)) + \#(p_i, O(t_j))$$

$\#(p_i, I(t_j))$ = multiplicity of the arc from p_i to t_j

$\#(p_i, O(t_j))$ = multiplicity of the arc from t_j to p_i

[Peterson81 §2.3]

Execution Rules for Petri Nets (Dynamics of Petri nets)

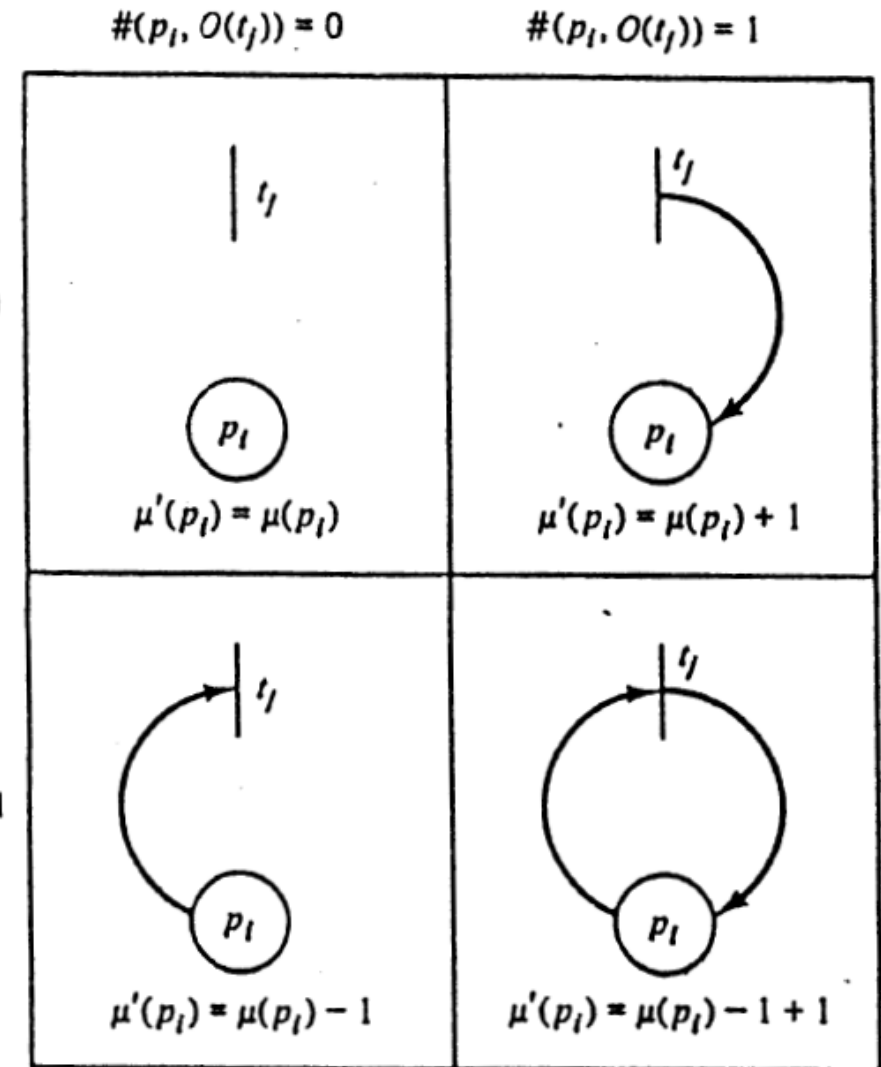


$$n = \#(p_i, I(t_j))$$

$$m = \#(p_i, O(t_j))$$

$$\#(p_i, I(t_j)) = 0$$

$$\#(p_i, I(t_j)) = 1$$



$$\mu'(p_i) = \mu(p_i) - \#(p_i, I(t_j)) + \#(p_i, O(t_j))$$

[Peterson81 §2.3]

Petri nets

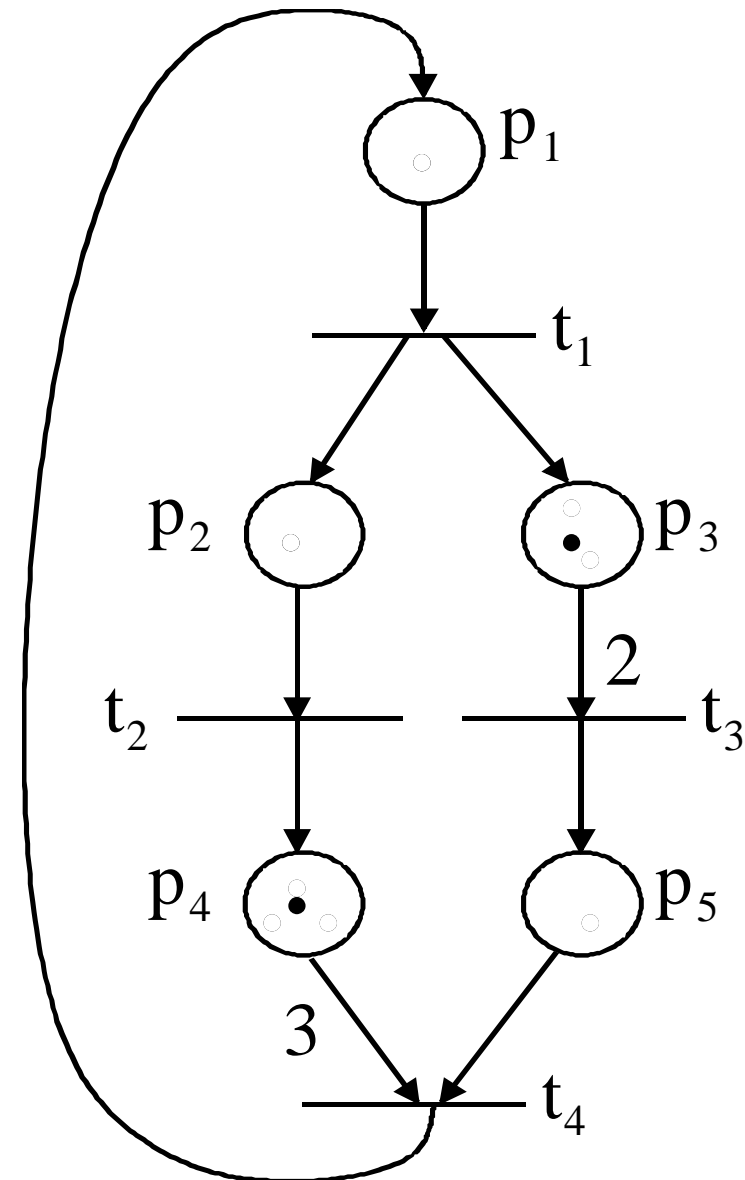
Example of evolution of a Petri net

Initial marking:

$$\mu_0 = \{1, 0, 1, 2, 0\}$$

This discrete event system
can not change state.

It is in a *deadlock*!



Petri nets: Conditions and Events (Places and Transitions)

Example: Machine **waits until an order appears** and then **machines the ordered part** and **sends it out for delivery**.

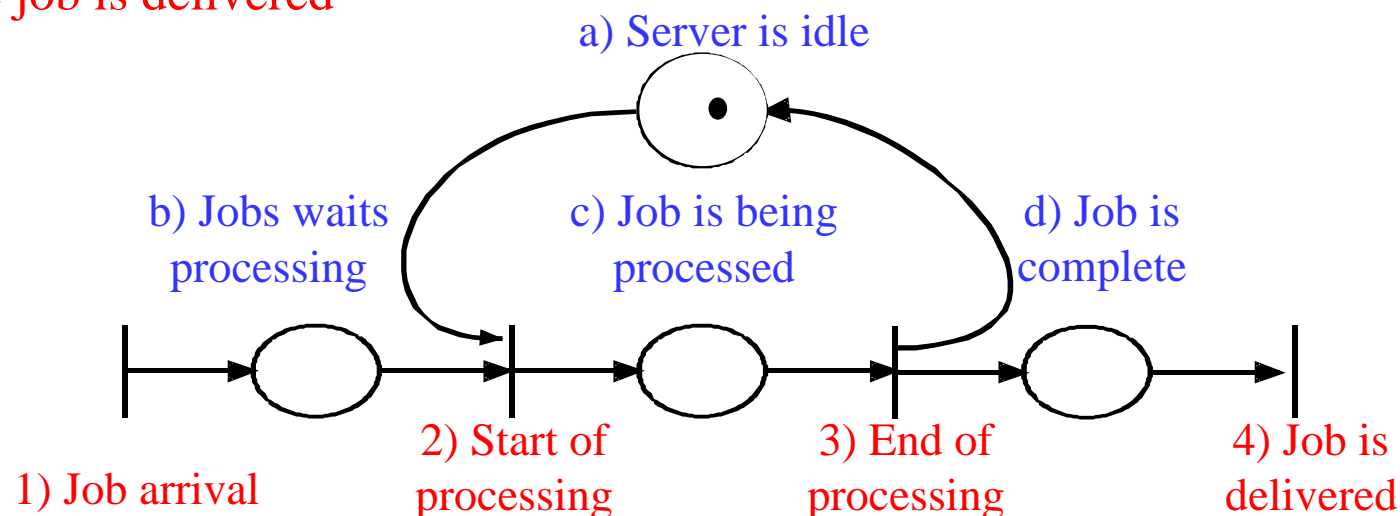
Conditions:

- a) The server is idle.
- b) A job arrives and waits to be processed
- c) The server is processing the job
- d) The job is complete

Events

- 1) Job arrival
- 2) Server starts processing
- 3) Server finishes processing
- 4) The job is delivered

Event	Pre-conditions	Pos-conditions
1	-	b
2	a, b	c
3	c	d, a
4	d	-



Discrete Event Systems

Example of a simple automation system modeled using PNs

An automatic soda selling machine accepts

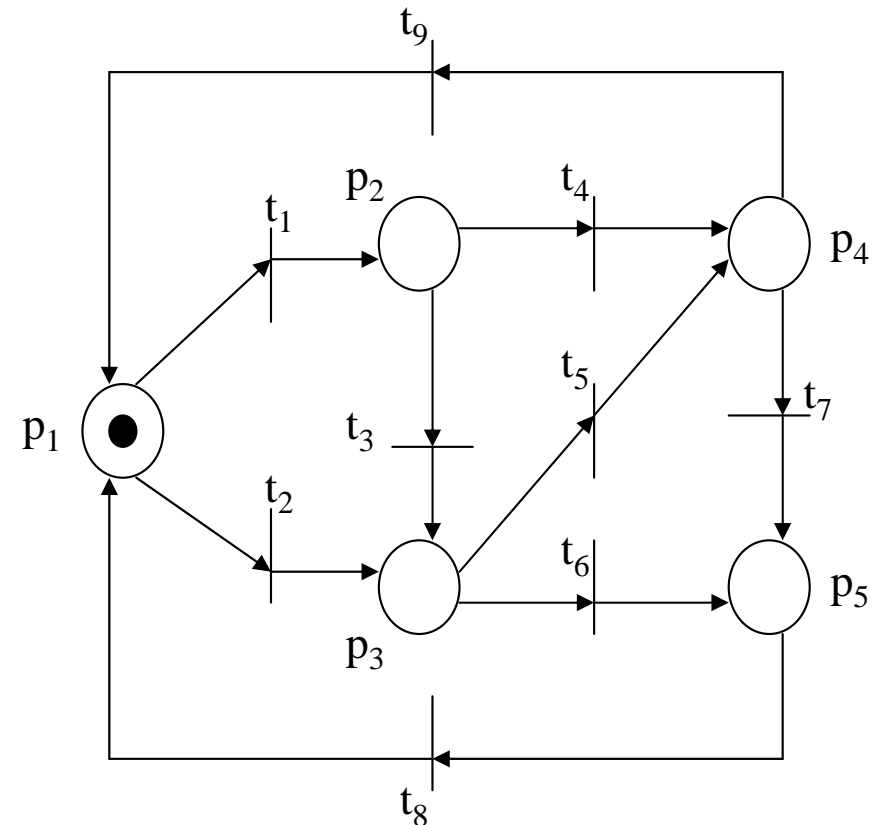
50c and \$1 coins and

sells 2 types of products:

SODA A, that costs \$1.50 and

SODA B, that costs \$2.00.

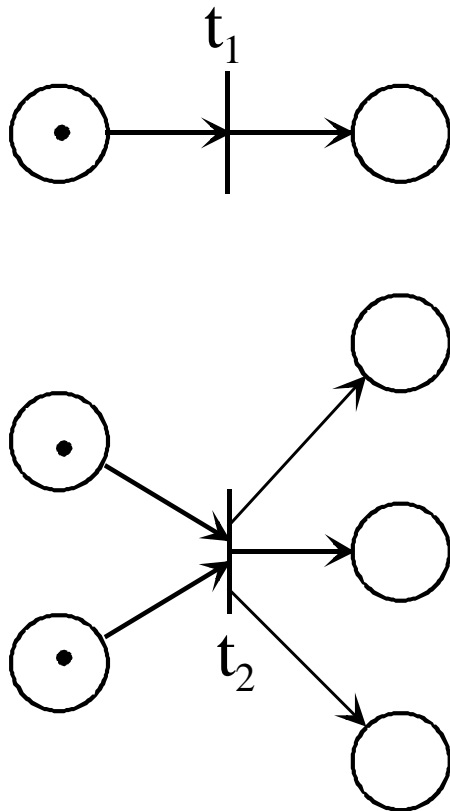
Assume that the money return operation is omitted.



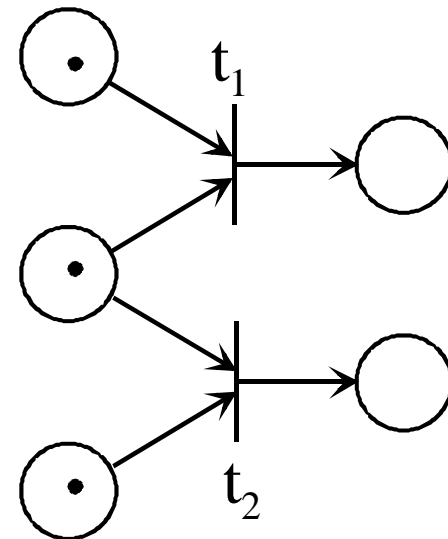
p_1 : machine with \$0.00;
 t_1, t_3, t_5, t_7 : coin of 50 c introduced;
 t_2, t_4, t_6 : coin of \$1 introduced;
 t_9 : SODA A sold, t_8 : SODA B sold.

Petri nets: Modeling mechanisms

Concurrence

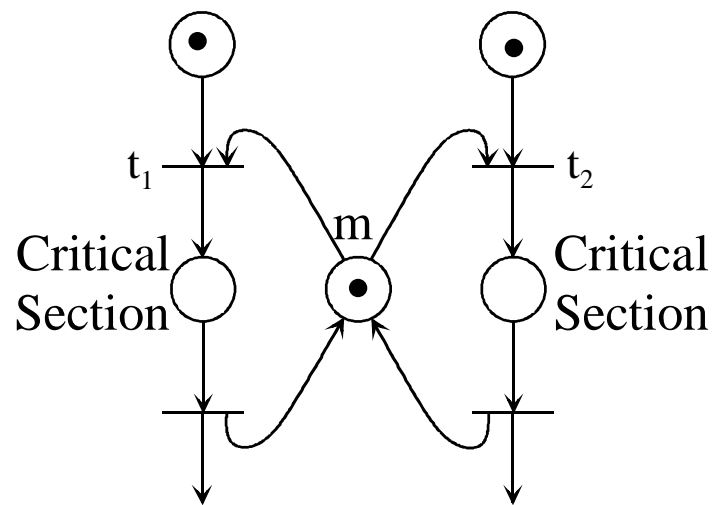


Conflict



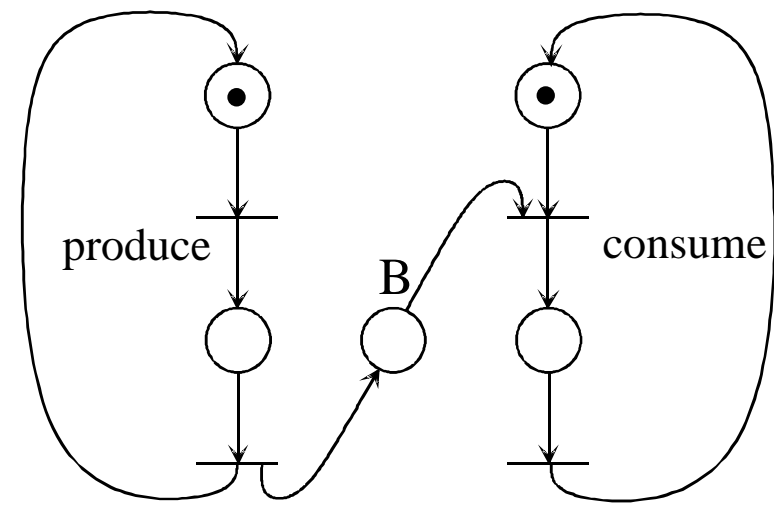
Petri nets: Modeling mechanisms

Mutual Exclusion



Place m represents the permission to enter the critical section

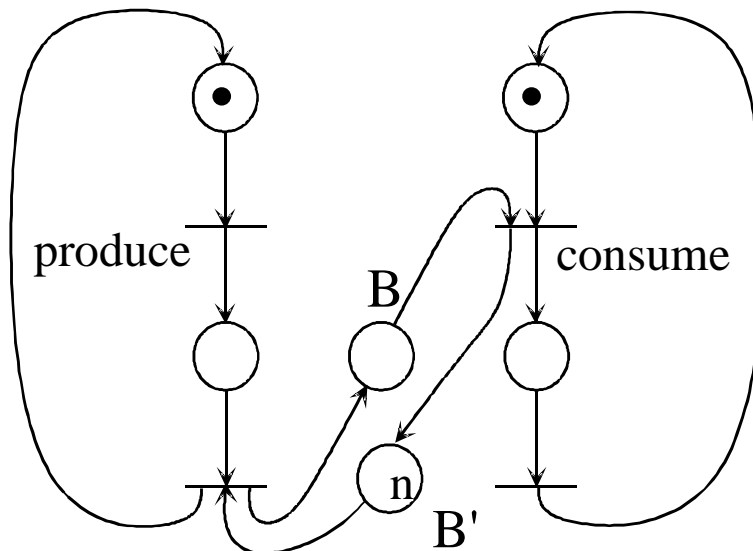
Producer / Consumer



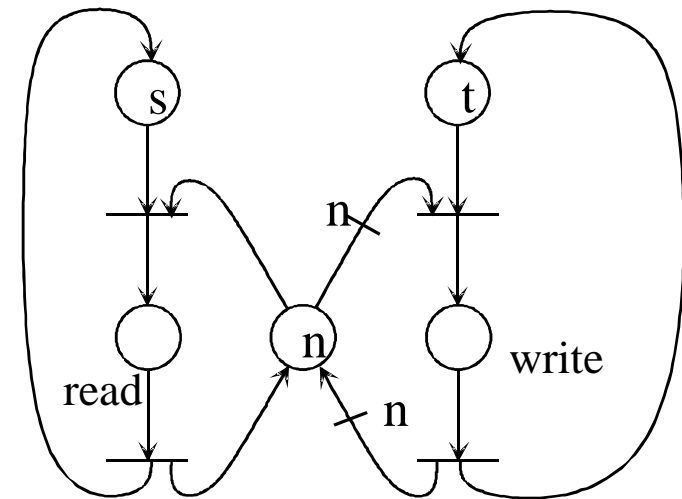
B = buffer holding produced parts

Petri nets: Modeling mechanisms

Producer / Consumer
with finite capacity

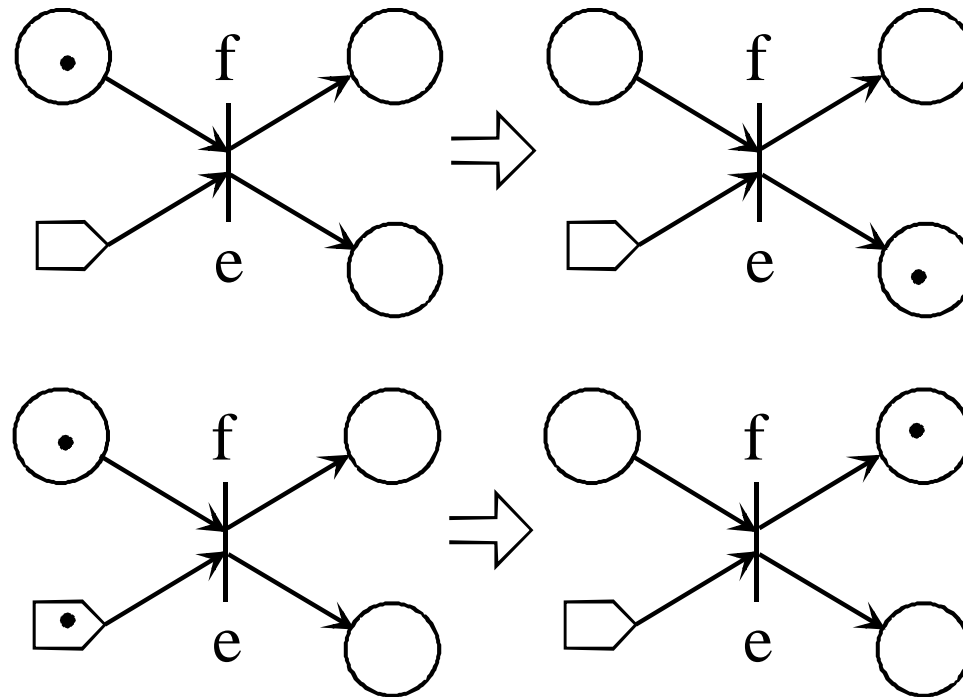


s Readers / t Writers



Extensions to Petri nets

Switches [Baer 1973]

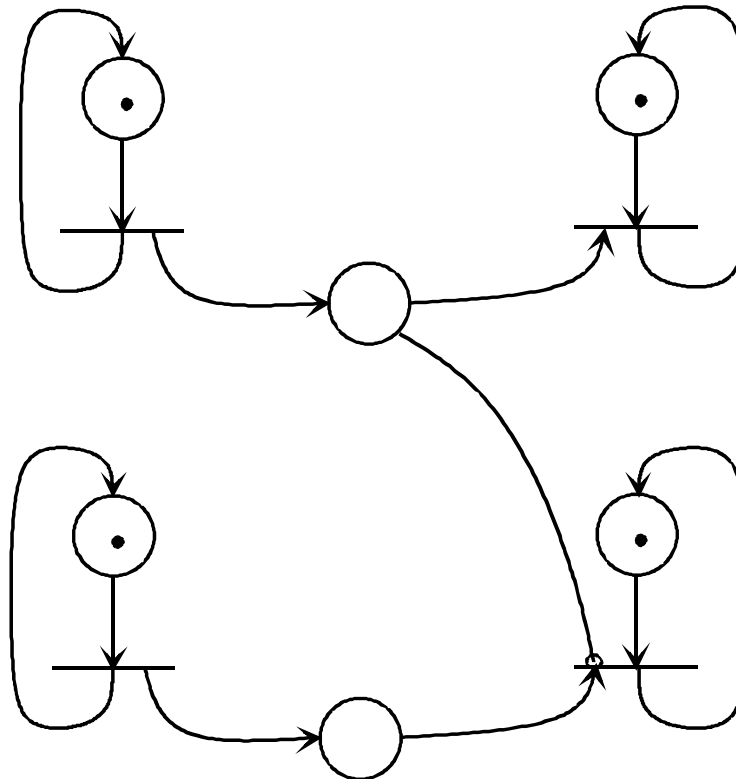


Possible to be implemented with restricted Petri nets.

Extensions to Petri nets

Inhibitor Arcs

**Equivalent to
nets with priorities**



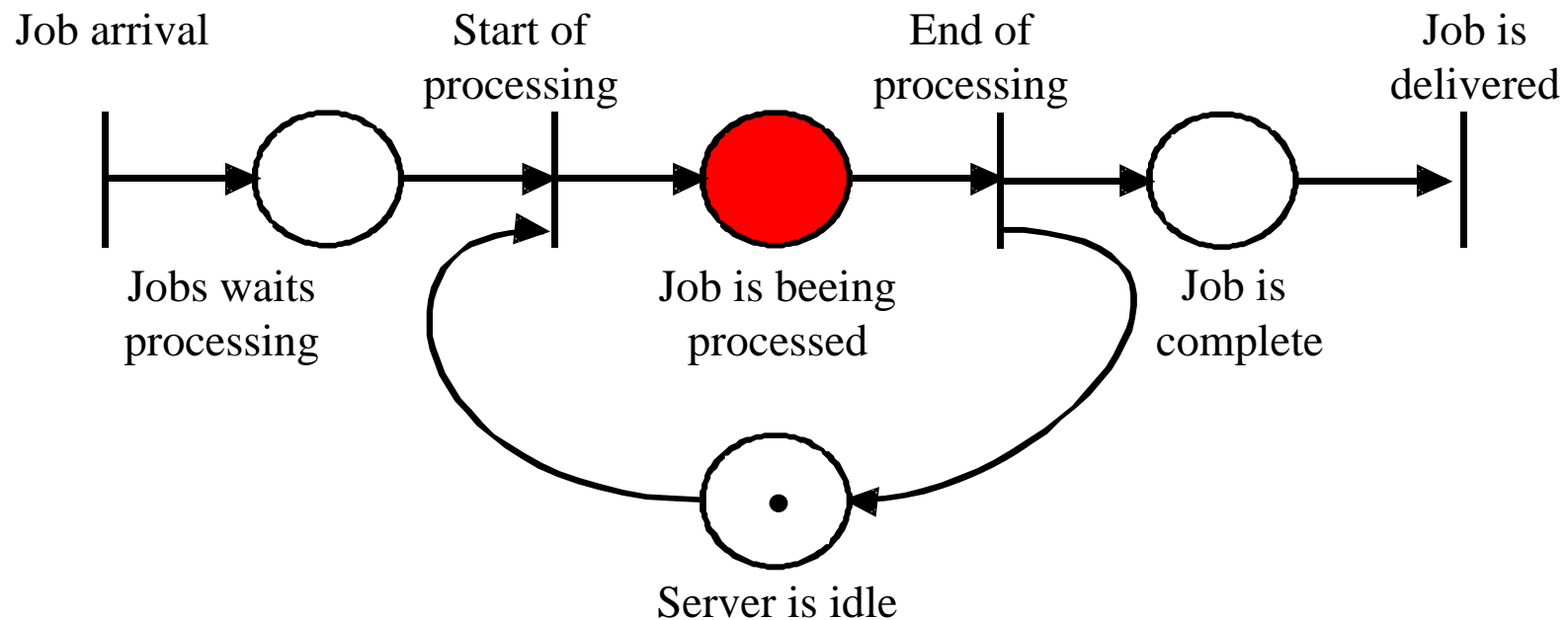
Can be implemented with restricted Petri nets?

Zero tests...

Infinity tests...

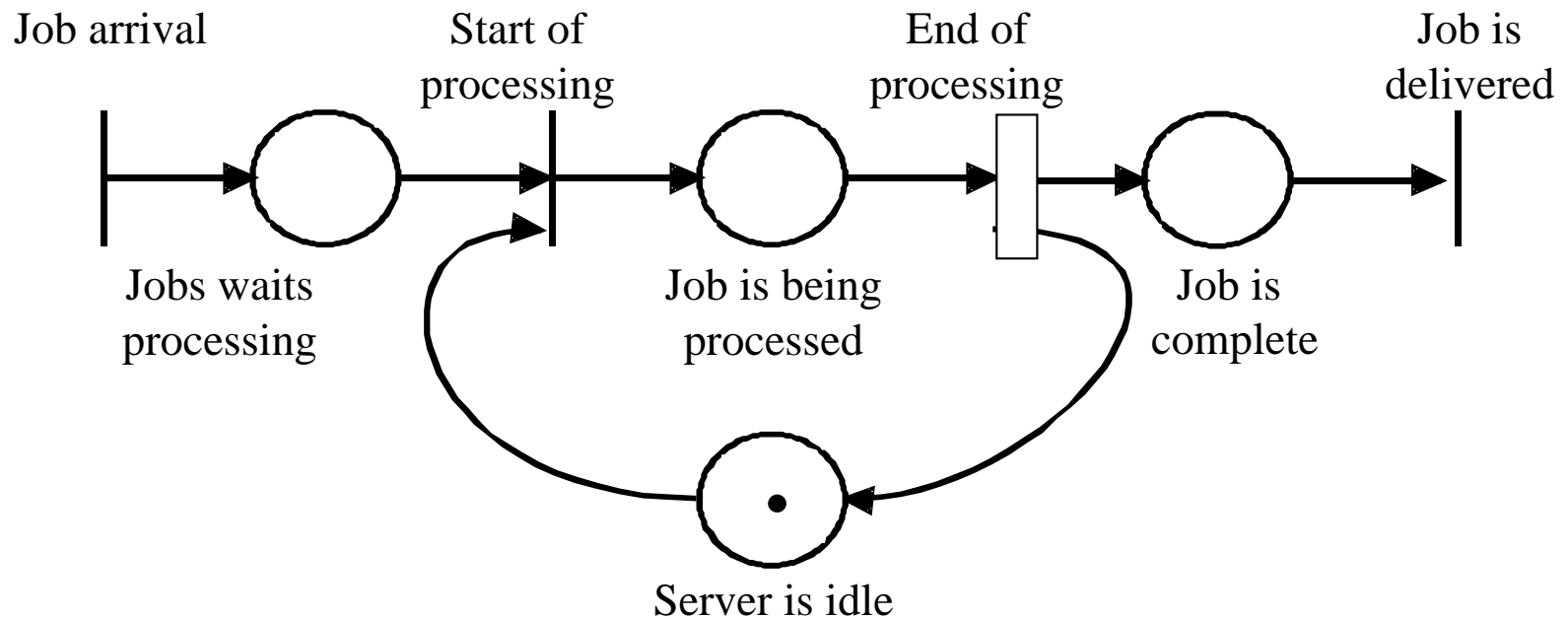
Extensions to Petri nets

P-Timed nets



Extensions to Petri nets

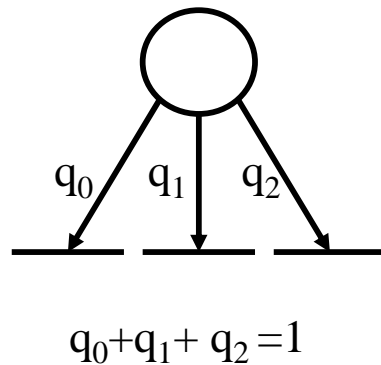
T-Timed nets



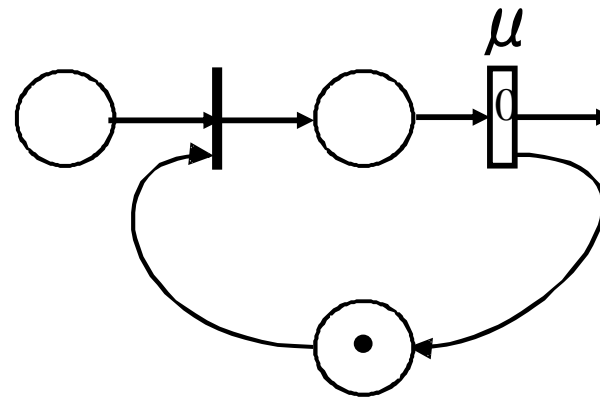
Extensions to Petri nets

Stochastic nets

Stochastic switches



Transitions with stochastic timings
described by a stochastic variable
with known pdf

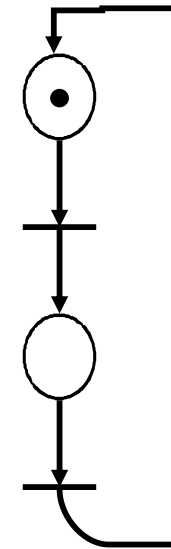


Discrete Event Systems

Sub-classes of Petri nets

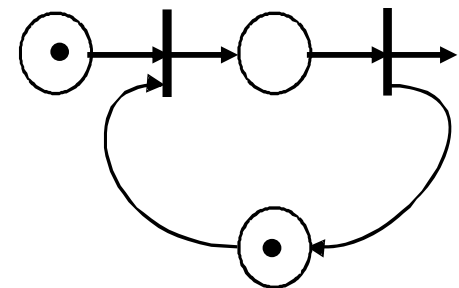
State Machine:

Petri nets where each **transition** has exactly **one input arc** and **one output arc**.



Marked Graphs:

Petri nets where each **place** has lesser than or equal to **one input arc** and **one output arc**.



Discrete Event Systems

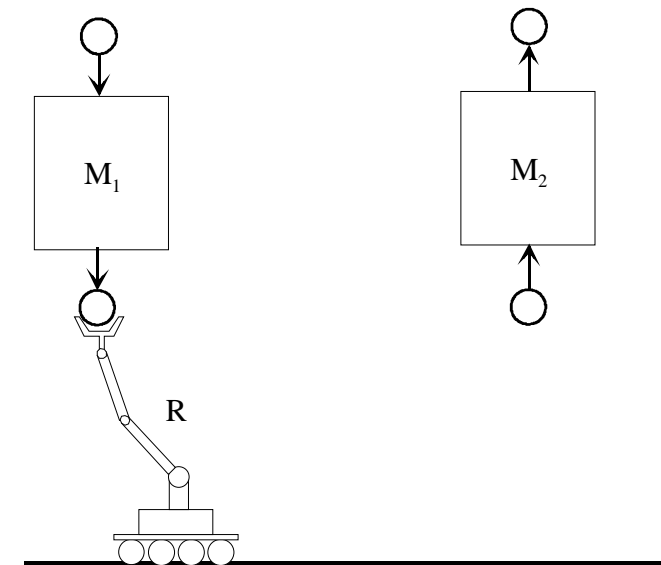
Example of DES:

Manufacturing system composed by **2 machines** (M_1 and M_2) and a robotic **manipulator** (R). This takes the finished parts from machine M_1 and transports them to M_2 .

No buffers available on the machines.
If R arrives near M_1 and the machine is busy, the part is rejected.

If R arrives near M_2 and the machine is busy, the manipulator must wait.

Machining time: $M_1=0.5s$; $M_2=1.5s$; $R_{M1 \rightarrow M2}=0.2s$; $R_{M2 \rightarrow M1}=0.1s$;



Discrete Event Systems

Example of DES:

Define places

M_1 is characterized by places x_1

M_2 is characterized by places x_2

R is characterized by places x_3

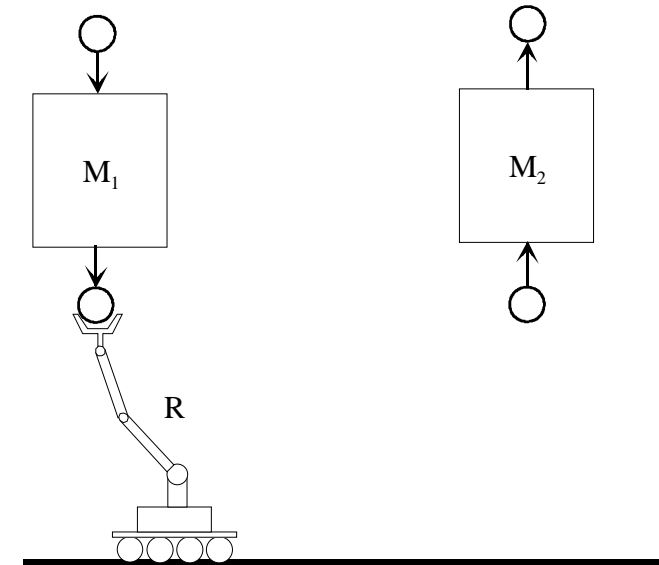
$x_1 = \{\text{Idle, Busy, Waiting}\}$

$x_2 = \{\text{Idle, Busy}\}$

$x_3 = \{\text{Idle, Carrying, Returning}\}$

Example of arrival of parts:

$$a(t) = \begin{cases} 1 & \text{in } \{0.1, 0.7, 1.1, 1.6, 2.5\} \\ 0 & \text{in other time stamps} \end{cases}$$

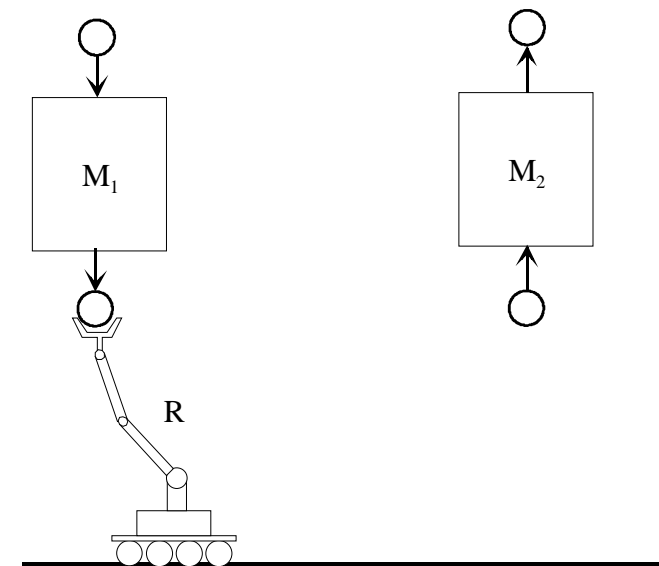


Discrete Event Systems

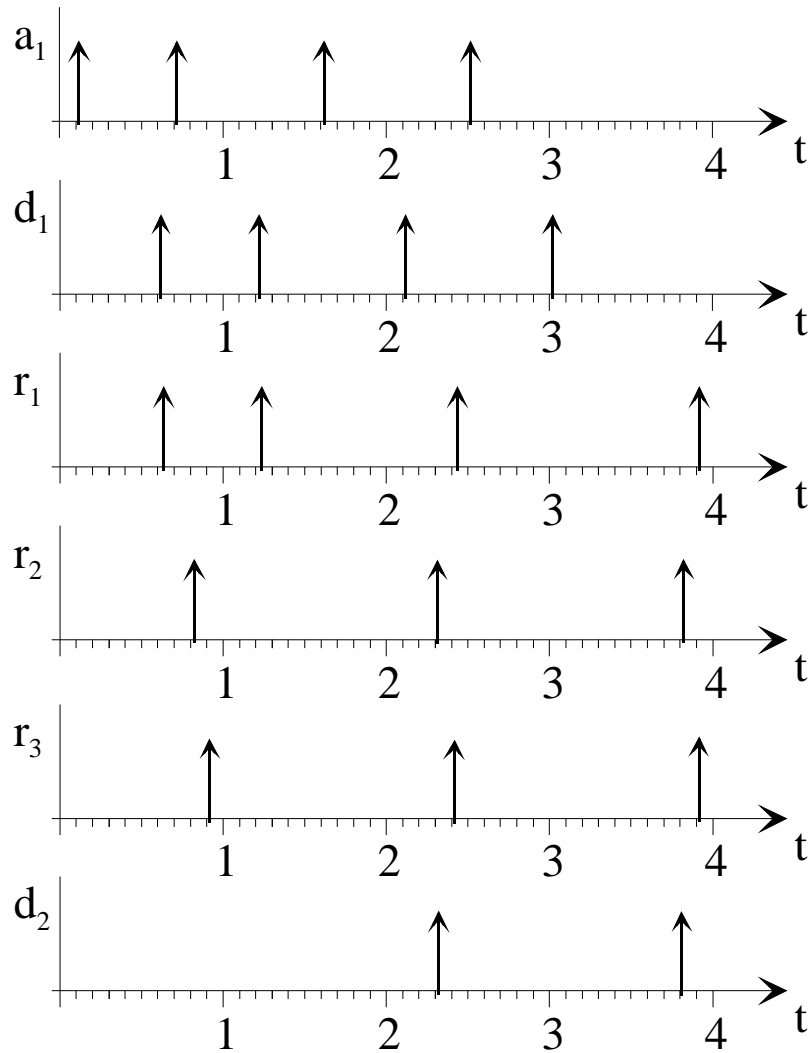
Example of DES:

Definition of events:

- a_1 - loads part in M_1
- d_1 - ends part processing in M_1
- r_1 - loads manipulator
- r_2 - unloads manipulator and loads M_2
- d_2 - ends part processing in M_2
- r_3 - manipulator at base



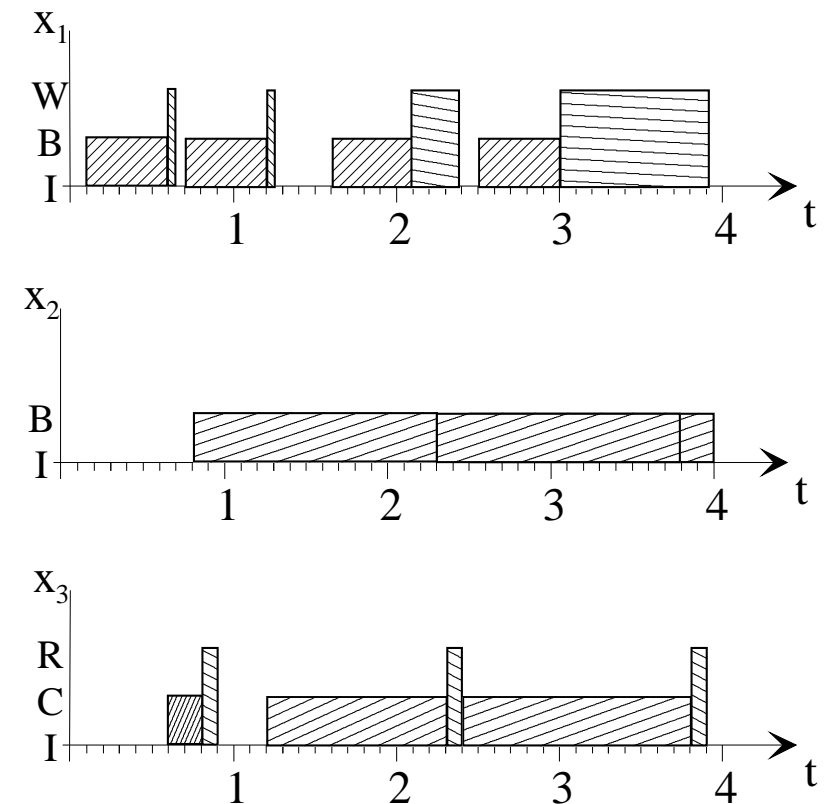
Discrete Event Systems



$x_1 = \{\text{Idle, Busy, Waiting}\}$

$x_2 = \{\text{Idle, Busy}\}$

$x_3 = \{\text{Idle, Carrying, Returning}\}$



Discrete Event Systems

Example of DES:

Events:

- a_1 - loads part in M_1
- d_1 - ends part processing in M_1
- r_1 - loads manipulator
- r_2 - unloads manipulator and loads M_2
- d_2 - ends part processing in M_2
- r_3 - manipulator at base

